



UNIVERSITY OF
SOUTH CAROLINA

House Ways & Means

Higher Education and Technical College Subcommittee

January 23, 2019

USC System Overview

Research Institution

USC Columbia

Comprehensive Institutions

USC Aiken

USC Beaufort

USC Upstate

Palmetto Regional Colleges

USC Lancaster

USC Salkehatchie

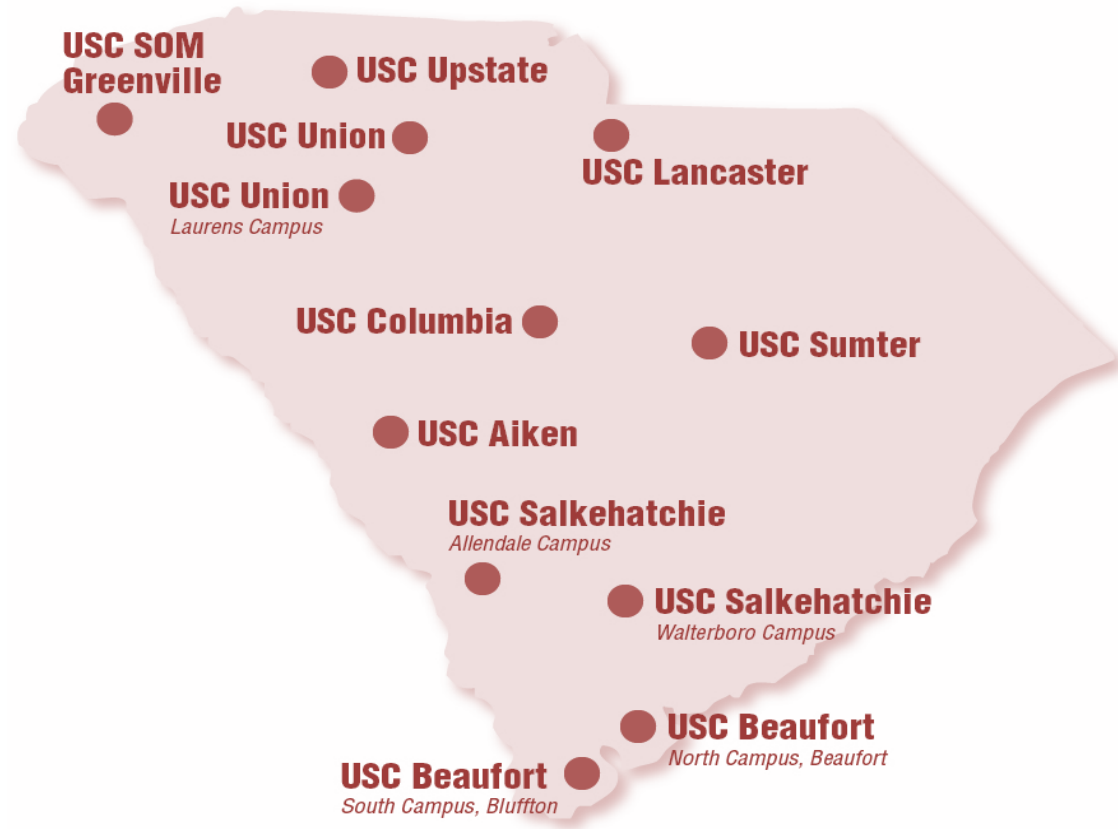
USC Sumter

USC Union

School of Medicine

Columbia

Greenville

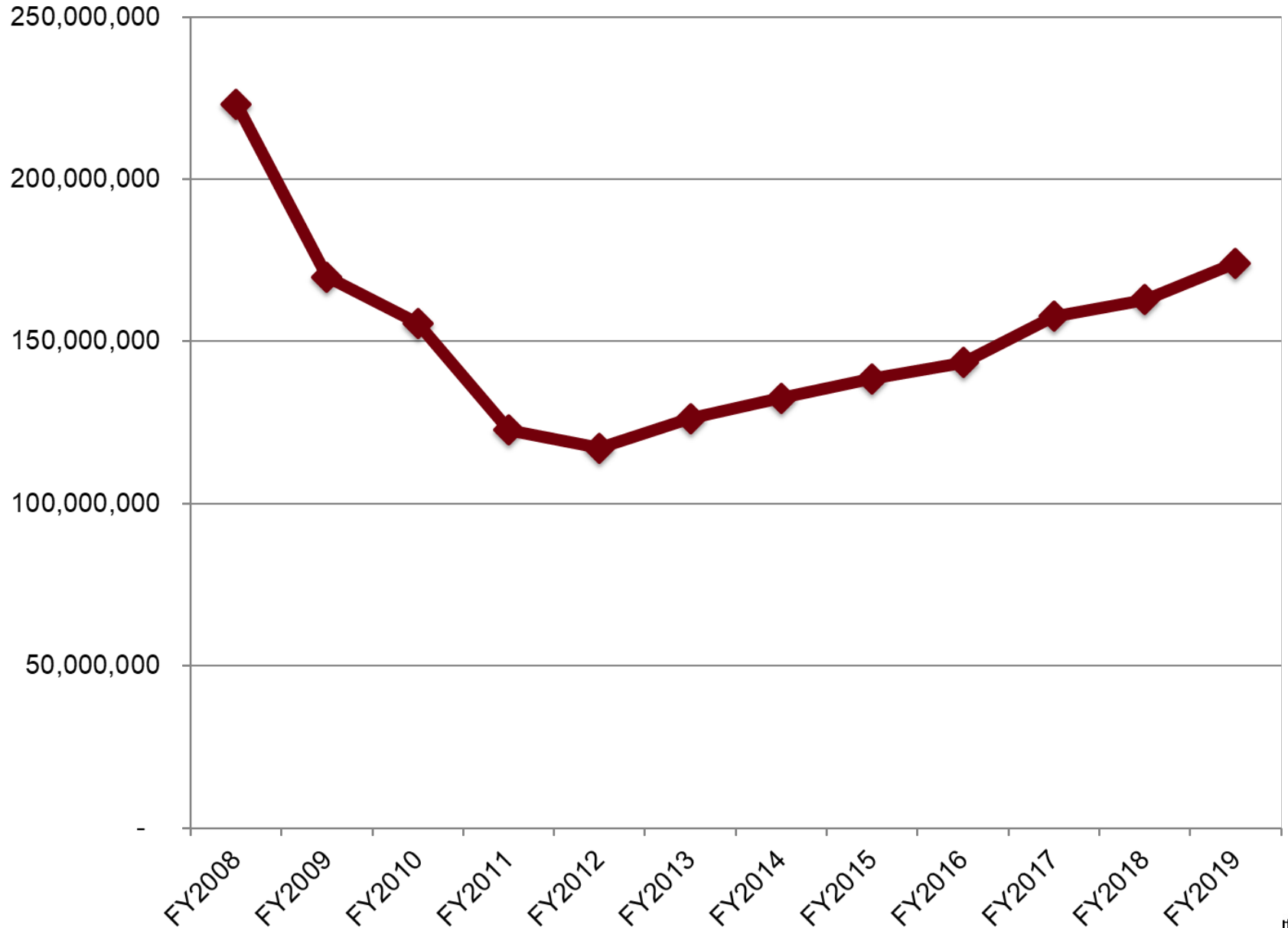




UNIVERSITY OF
SOUTH CAROLINA

USC System

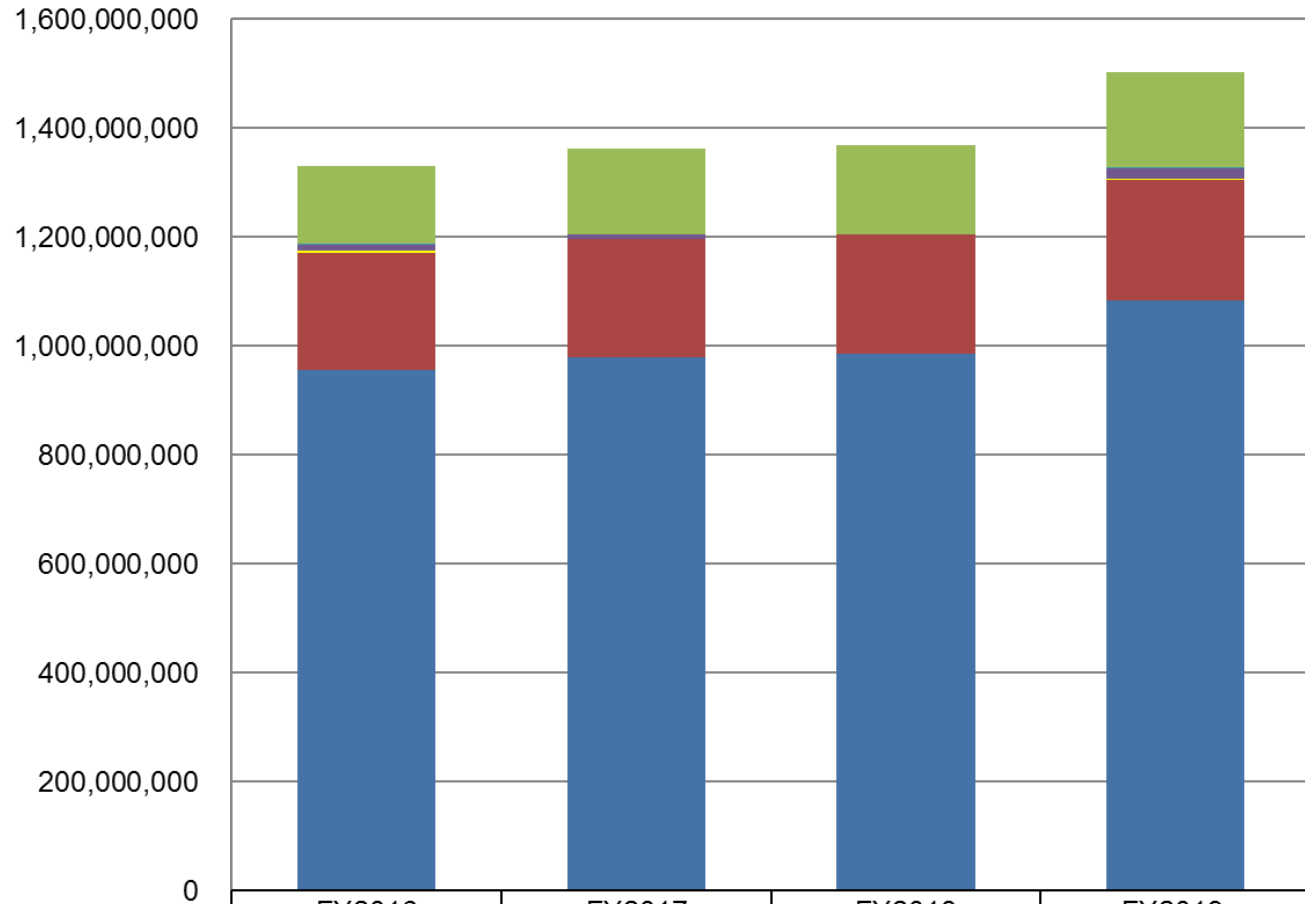
USC System State Appropriations



Includes recurring state appropriations only



USC System State Budget History



	FY2016	FY2017	FY2018	FY2019
State Recurring	143,505,296	157,818,499	162,904,575	174,182,940
State Non-Recurring Operating	2,165,402	0	0	748,434
State Non-Recurring Capital/Special	9,997,000	8,350,000	0	20,200,000
Life Cycle Replacement (DM)	3,266,370	0	0	1,000,000
Federal Funds	216,074,148	216,634,148	219,634,148	221,437,541
Other Funds	955,908,817	979,808,617	986,408,617	1,084,408,617

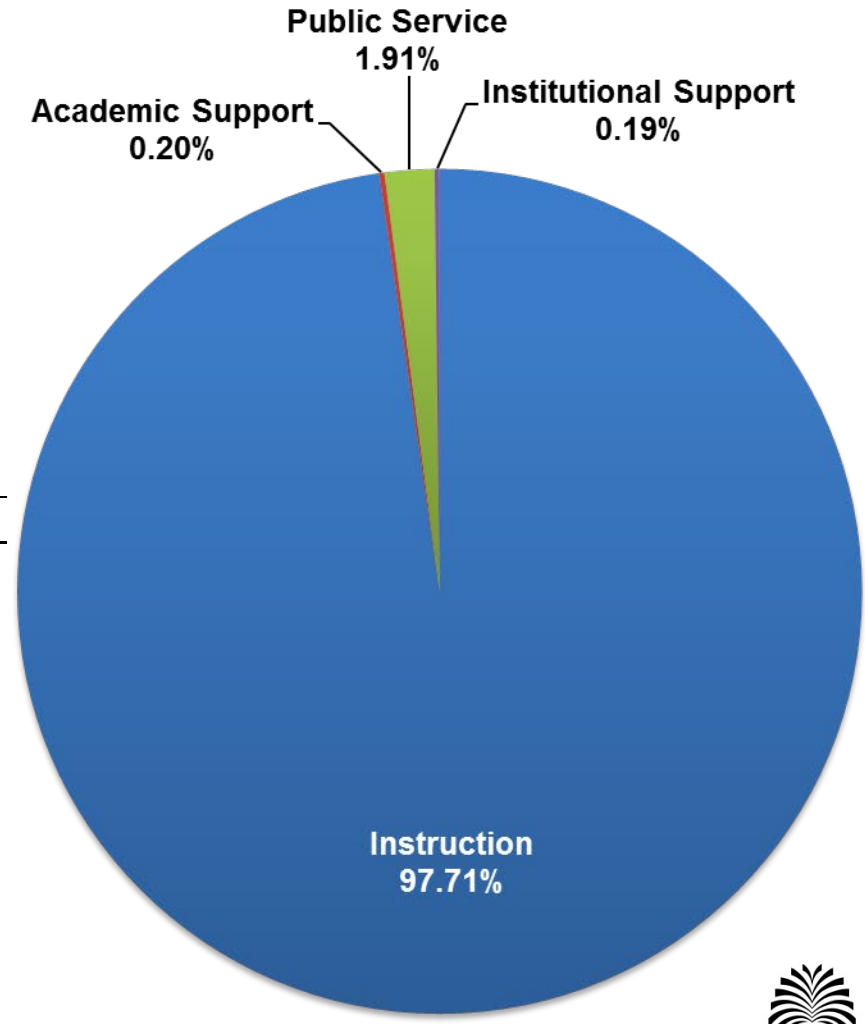
Total **1,330,917,033** **1,362,611,264** **1,368,947,340** **1,501,977,532**



USC System

FY2019 State Appropriation Detail

President	325,031
Classified Positions	26,564,841
Unclassified Positions	103,520,447
Fringe Benefits	40,109,588
Law Library	344,076
Small Business Development Center	791,734
Palmetto Poison Center	351,763
Child Abuse & Neglect Medical Response Program	2,075,000
Salkehatchie Leadership Institute	100,460
Total USC System	174,182,940



USC System Total Current Funds

USC System Budget FY2018-2019 Revenues

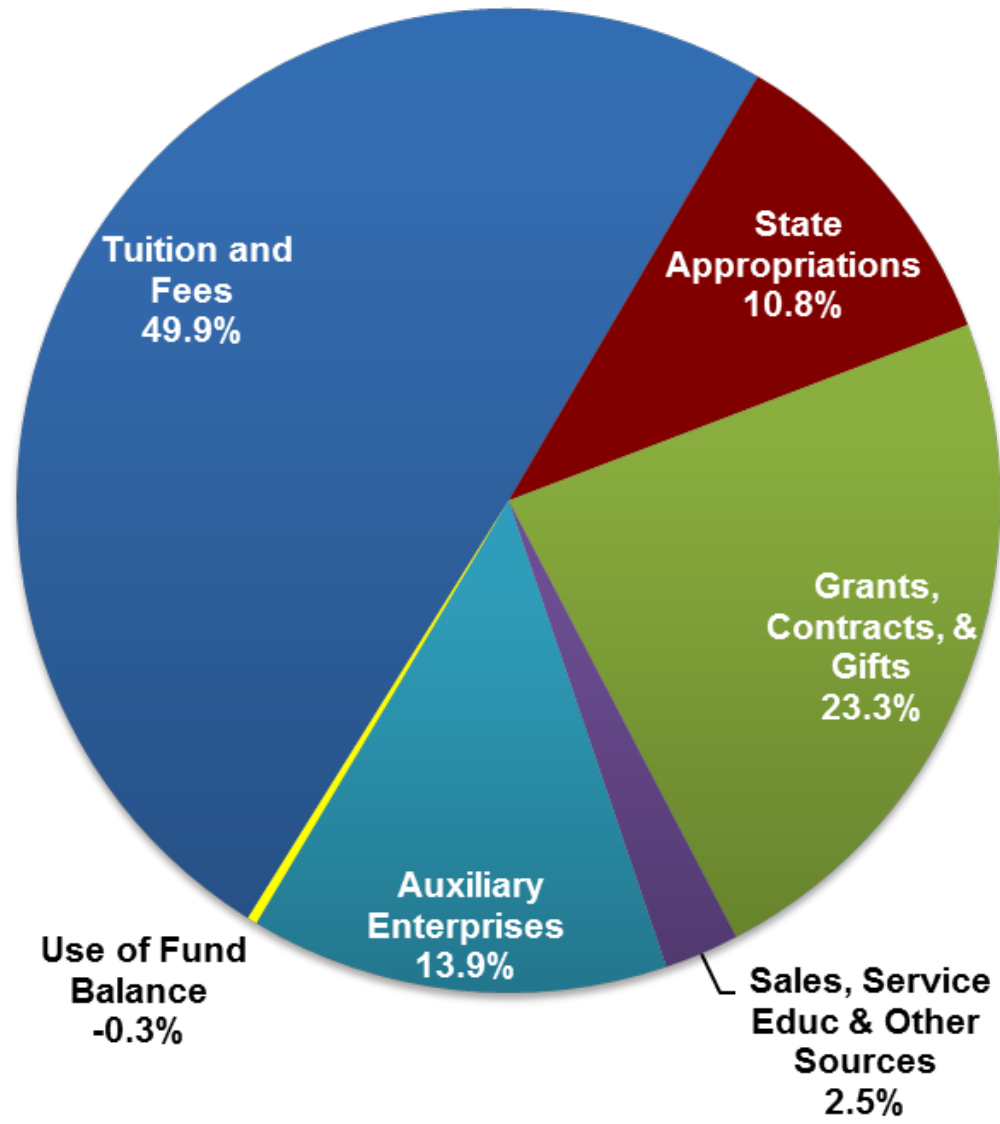
Unrestricted Funds

Education & General	\$ 1,062,310,539
Auxiliaries	\$ 225,975,163
Unrestricted Total	\$ 1,288,285,702

Restricted Funds

Education & General	\$ 347,490,756
Auxiliaries	\$ -
Restricted Total	\$ 347,490,756
Contribution to Fund Balance	\$ (5,073,771)

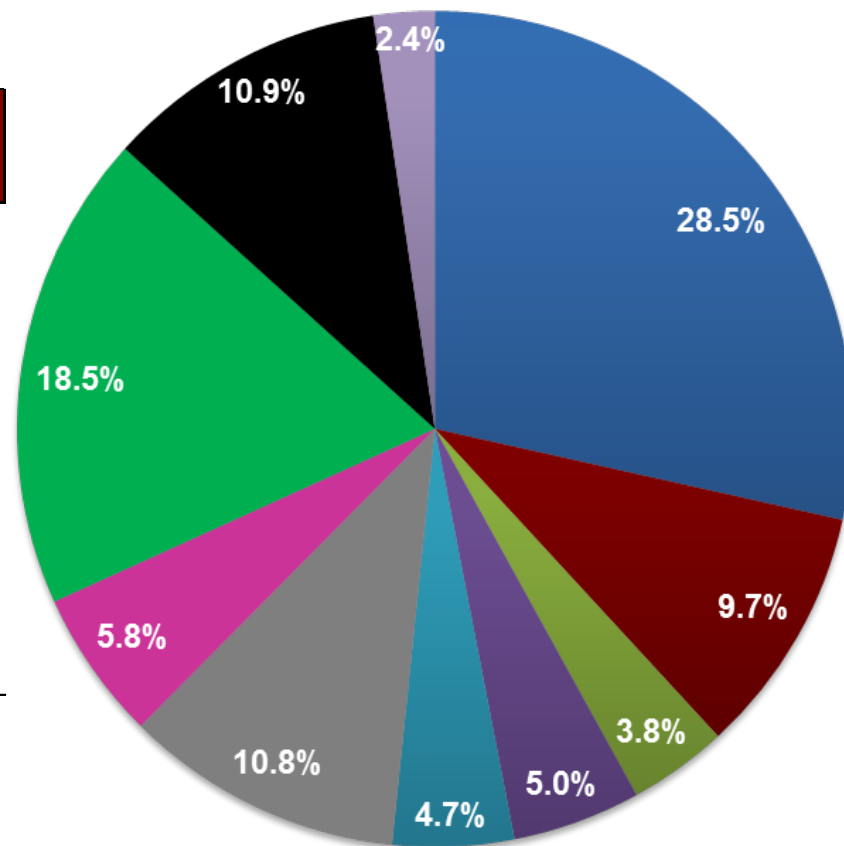
TOTAL SOURCES \$ 1,630,702,687



USC System Total Current Funds

USC System Budget FY2018-2019 Expenditures

Instruction	\$ 464,709,648
Research	\$ 157,372,685
Public Service	\$ 62,431,704
Academic Support	\$ 81,072,096
Student Services	\$ 76,506,858
Institutional Support	\$ 175,885,949
Operation and Maintenance of Plant	\$ 94,561,750
Scholarships and Fellowships	\$ 301,169,350
Auxiliary Enterprises	\$ 178,460,696
Transfers	\$ 38,531,951
TOTAL EXPENDITURES	\$ 1,630,702,687



- Instruction
- Research
- Public Service
- Academic Support
- Student Services
- Institutional Support
- Operation and Maintenance of Plant
- Scholarships and Fellowships
- Auxiliary Enterprises
- Transfers

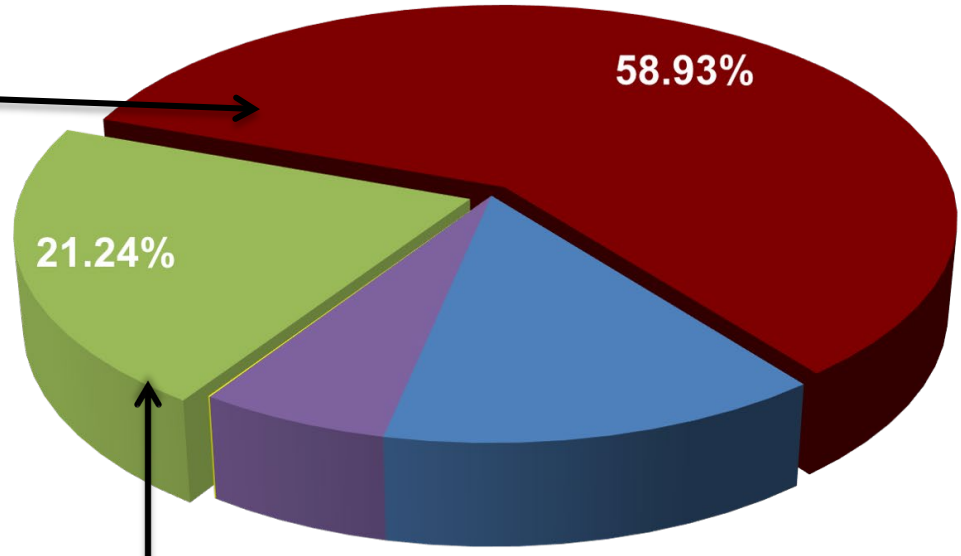


Where the revenue comes from and what it covers

2018-19 Total Current Funds Revenue Budget – USC System - \$1.635 Billion

Operating Budget - "A" Funds (\$963,976,634)

- Revenue comes from:**
- State appropriations
 - Tuition and Fees (education & general portion)
 - Unrestricted Grants, Contracts & Gifts
 - Sales & Services and Other Sources
- Pays for:**
- Instruction
 - Academic Support
 - Student Services
 - Physical Plant
 - Administrative Support
 - Scholarships

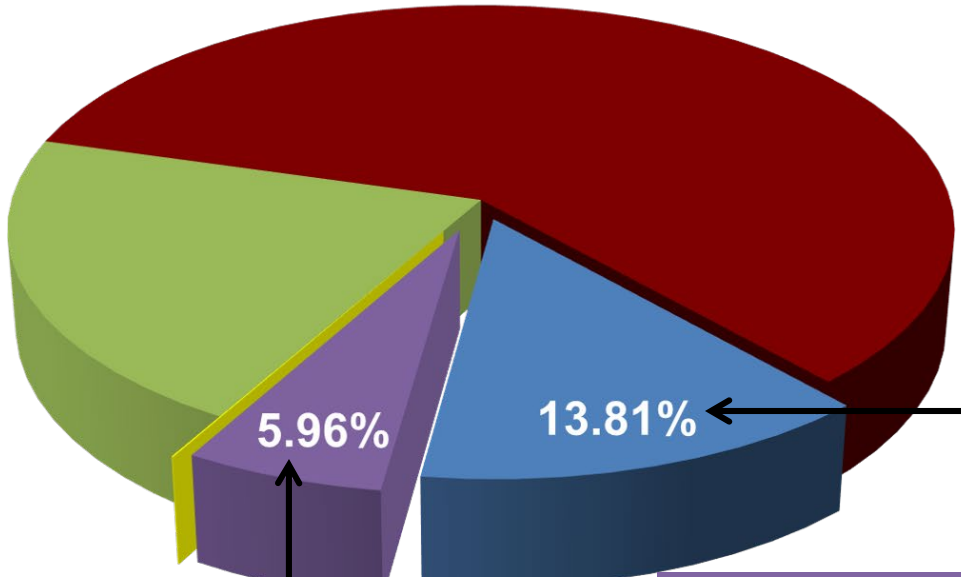


Restricted Funds (\$347,490,756)

- Revenue comes from:**
- Research Grants and Contracts
 - Gifts
 - Federal and State Student Financial Aid
- Pays for:**
- Research
 - Public Service
 - Scholarships

Where the revenue comes from and what it covers

2018-19 Total Current Funds Revenue Budget – USC System - \$1.635 Billion



Auxiliaries (\$225,975,163)

Revenue comes from:

- Athletics
- Housing
- Student Health Center
- Parking
- Dining & Bookstore commissions

Pays for:

- Self-supporting units that pay all their expenses and receive no taxpayer support
- Scholarships
- Designated Fund activities

Student Activities & Departmental Accounts (\$97,458,129)

Revenue comes from:

- Student board mandated fees
- Student technology fees
- Indirect cost recoveries from grant activity
- Service charges

Pays for:

- Student Activities
- Technology support
- Research & Public Service
- Sponsored Award Management
- Contract & Grant Accounting

Designated Funds & Unrestricted Scholarships (\$875,776)

Revenue comes from:

- Vending commissions and similar
- Unrestricted gifts
- Portion of football ticket sales

Pays for:

- Scholarships
- Designated Fund activities

USC System FY2019 Incremental Budget (Newly Appropriated)

Recurring

Education and General Operating

Columbia (including SOM)	\$ 5,691,081
Aiken	\$ 489,035
Beaufort	\$ 397,858
Upstate	\$ 902,109
Palmetto College	\$ 743,628
Total	\$ 8,223,711

Fringe Benefits Allocation

Columbia (including SOM)	\$ 2,477,267
Aiken	\$ 157,746
Beaufort	\$ 68,977
Upstate	\$ 210,910
Palmetto College	\$ 139,754
Total	\$ 3,054,654

System Total	\$ 11,278,365
---------------------	----------------------

Non-Recurring

By Proviso/Capital Reserve/Lottery

Columbia (including SOM)	\$ 5,000,000
Aiken	\$ 3,500,000
Beaufort	\$ 2,498,434
Upstate	\$ 3,500,000
Palmetto College	\$ 7,450,000
Total	\$ 21,948,434



USC System

Projected FY2019 Other Funds

USC System	Carryforward from FY18	Budgeted Authorization		
		FY18	Adjustment for FY19	FY19
Revenue				
Tuition and Fees (Unrestricted & Restricted)	339,875,900	810,709,216	87,500,000	898,209,216
Auxiliaries	68,272,335	175,699,401	10,500,000	186,199,401
Federal	(3,094,638)	219,634,148	1,803,393	221,437,541
Total	405,053,597	1,206,042,765	99,803,393	1,305,846,158
Expenditures				
E&G Unrestricted - From Tuition & Fee Revenue *	319,319,784	674,191,226	77,575,000	751,766,226
E&G Restricted - From Tuition & Fees	20,556,116	136,517,990	9,925,000	146,442,990
E&G Restricted - From Federal Revenue	(3,094,638)	219,634,148	1,803,393	221,437,541
Auxiliaries	68,272,335	175,699,401	10,500,000	186,199,401
Total	405,053,597	1,206,042,765	99,803,393	1,305,846,158

* \$20 million expenditure authorization over revenue reflects projected use of carryforward



USC System

Carryforward History

	FY 14-15	FY 15-16	FY 16-17	FY17-18	FY18-19
Total Current Funds Budgeted through State Operating Budget - Annual Appropriation Act					Projected
E&G - Unrestricted: From Net Position Schedule	\$192,336,943	\$217,293,056	\$250,738,726	\$319,315,074	\$350,100,000
Auxiliaries - Unrestricted: From Net Position Schedule	\$67,138,353	\$69,942,737	\$61,244,251	\$68,277,046	\$71,237,500
E&G - Restricted	\$21,859,541	\$20,115,977	\$19,173,704	\$20,556,116	\$22,075,000
Federal - Restricted	(\$611,878)	(\$490,767)	(\$8,821,927)	(\$3,099,068)	(\$4,000,000)
Total Current Funds - Year End Fund Balance Per General Ledger	\$280,722,959	\$306,861,003	\$322,334,754	\$405,049,168	\$439,412,500
Net Position - Detail from Comprehensive Annual Financial Report (CAFR)					Projected
E&G - Unrestricted: From Net Position Schedule	\$192,336,943	\$217,293,056	\$250,738,726	\$319,315,074	\$350,100,000
Auxiliaries - Unrestricted: From Net Position Schedule	\$67,138,353	\$69,942,737	\$61,244,251	\$68,277,046	\$71,237,500
Quasi Endowments - Not Operating Budget	\$69,933,401	\$70,207,105	\$70,669,153	\$67,063,352	\$70,175,000
Unexpended Plant Funds - Not Operating Budget	\$49,976,833	\$58,621,217	\$66,912,976	\$53,692,645	\$58,410,000
Financial Statement Adjustment	(\$1,455,160)	(\$1,235,080)	\$2,938,557	(\$17,219,705)	\$0
GASB 68/75 Pension Liability	(\$711,377,207)	(\$723,607,668)	(\$751,241,369)	(\$1,703,534,481)	TBD
Net Position Year End	(\$333,446,837)	(\$308,778,633)	(\$298,737,706)	(\$1,212,406,069)	\$549,922,500
	Unrestricted Net Position per CAFR				



USC System

Other Funds Oversight Committee

- ❑ The University of South Carolina appeared before OFOC in May 2016 to request additional authorization in the amount of \$1.9 million for USC Beaufort. Committee granted the request and authorization was adjusted by \$3.9 million for FY17. The University did not appear before OFOC in FY17 nor FY18.
- ❑ At this time the University is continuously monitoring expenditures and may need to appear before OFOC during FY19.
- ❑ The University requests Other Funds Increases during the annual budget cycle to cover early estimated changes primarily in enrollment, tuition and auxiliary enterprise operations.

Location	Authorization	Actual - CAFR	% Used
Columbia - Including SOM	910,529,343	805,970,480	88.52%
USC - Aiken Campus	41,457,362	32,987,977	79.57%
USC - Beaufort	27,307,011	22,602,170	82.77%
USC - Upstate	68,376,142	52,544,167	76.85%
USC - Lancaster	13,784,453	9,115,302	66.13%
USC - Salkehatchie	8,373,545	3,878,620	46.32%
USC - Sumter	10,419,706	5,501,140	52.80%
USC - Union	4,161,055	3,845,947	92.43%
System Total	1,084,408,617	936,445,803	86.36%



USC System Capital Projects

Location	# of Projects	Approved Budget	Expenses	Remaining Balance
Columbia	40	457,814,168	360,171,581	97,642,587
Aiken	9	20,661,971	18,856,998	1,804,973
Beaufort	4	22,128,010	15,687,154	6,440,857
Lancaster	4	1,994,361	1,732,540	261,821
Salkehatchie	3	1,020,793	106,352	914,441
Sumter	4	2,348,905	302,207	2,046,698
Union	2	545,137	285,618	259,519
Upstate	7	9,219,119	7,761,973	1,457,146
Total	73	515,732,464	404,904,422	110,828,042

As of September 30, 2018. Projects included in State Capital Projects are all projects that are approved through the Capital Project approval process for the State and include those projects that have been funded by the General Assembly for deferred maintenance. Full detail of all projects by source of funds are available upon request.



USC System

Maintenance & Repair Report

- The report includes amounts spent in 2017/2018 on all repair and maintenance projects, including restoration and renewal of existing facilities or infrastructure, regardless of threshold. Projects were provided with expenditures by funding source and included a brief description of the project.

Location	# of Projects	Approved Budget	Expenses	Remaining Balance
Columbia	108	58,929,122	36,747,254	22,181,868
Aiken	2	1,010,000	26,247	983,753
Beaufort	4	1,274,005	1,057,722	216,283
Lancaster	0	0	0	0
Salkehatchie	2	280,200	259,809	20,391
Sumter	1	500,000	7,080	492,920
Union	3	688,144	574,973	113,171
Upstate	7	1,548,500	1,171,376	377,124
Total	127	64,229,971	39,844,462	24,385,509

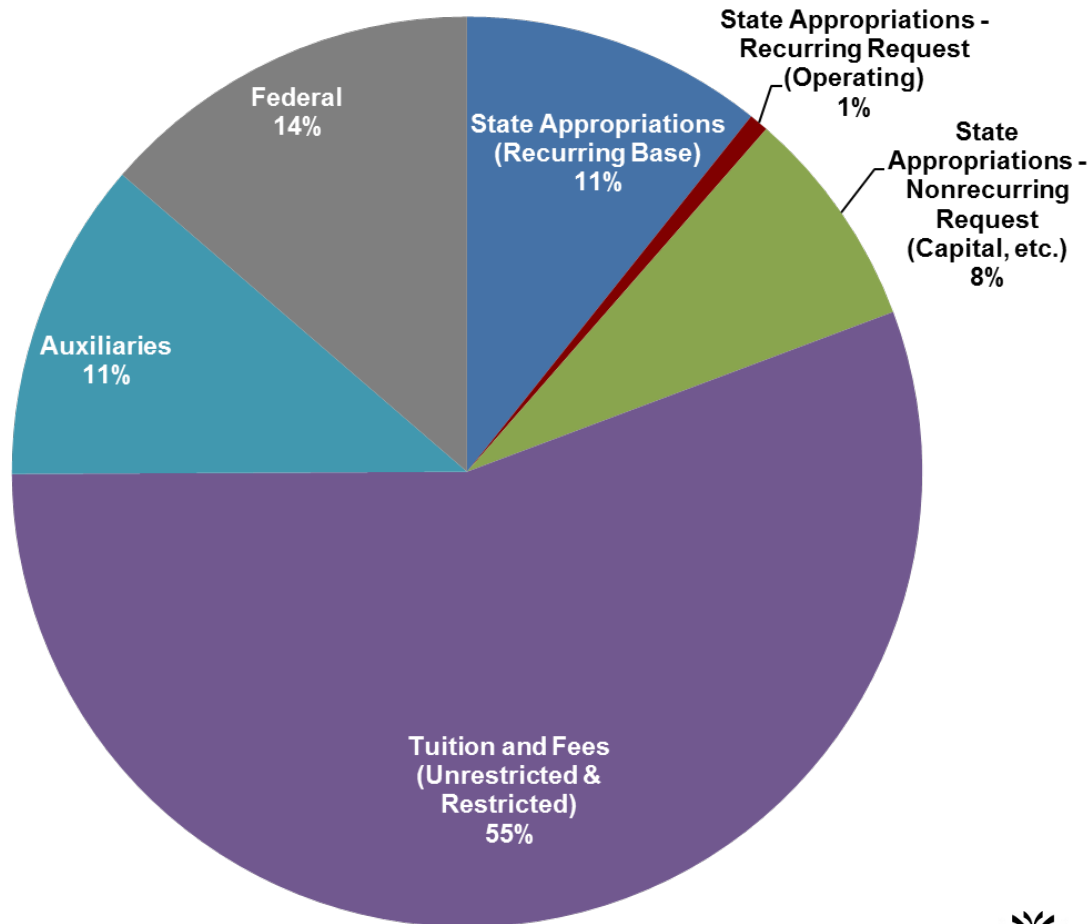
As of September 30, 2018. Projects funded by the General Assembly for deferred maintenance are included in the State Capital Project information. Full detail of all projects by source of funds are available upon request.



USC System

Estimated FY2020 Revenues

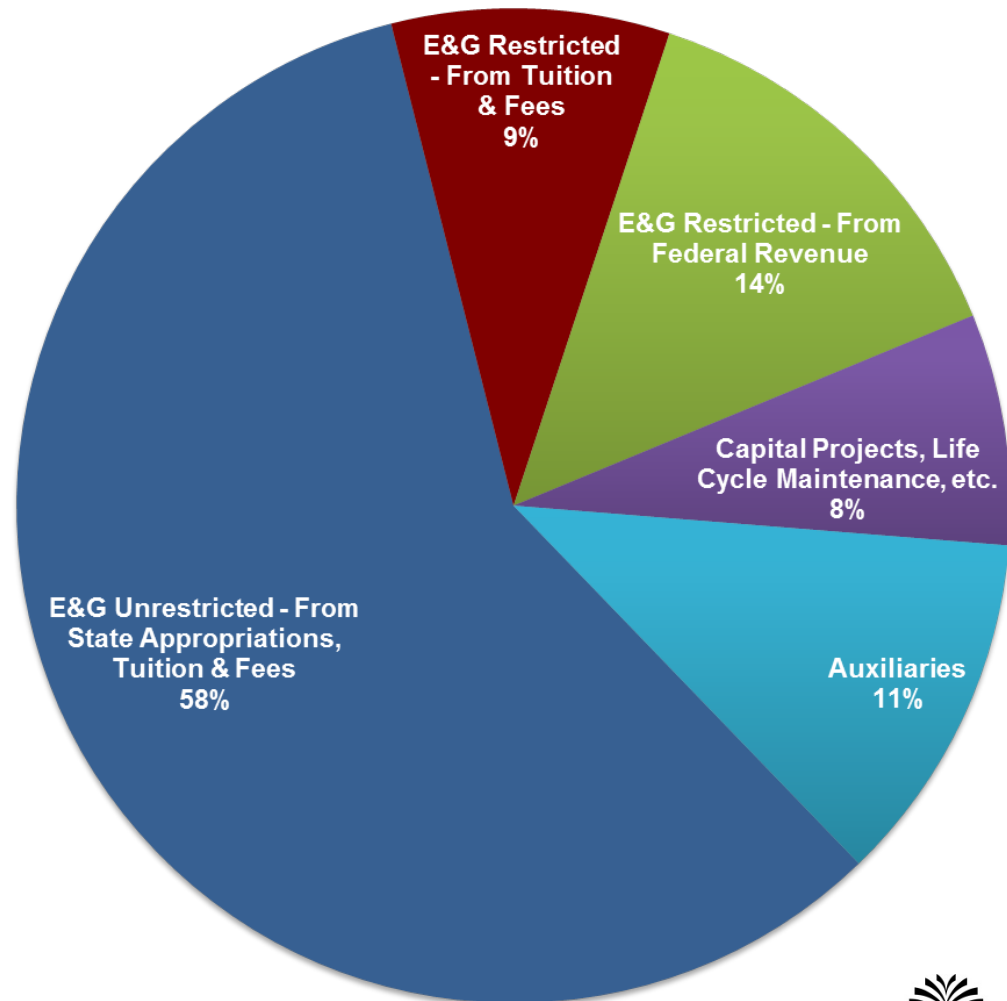
USC System Budget	
Revenues	FY 19-20
State Appropriations (Recurring Base)	175,290,374
State Appropriations - Recurring Request (Operating)	11,302,179
State Appropriations - Nonrecurring Request (Capital, etc.)	128,459,055
Tuition and Fees (Unrestricted & Restricted)	908,709,216
Auxiliaries	186,199,401
Federal	223,437,541
Total	1,633,397,766



USC System

Estimated FY2020 Expenses

Expenditures	FY 19-20
E&G Unrestricted - From State Appropriations, Tuition & Fees	949,607,213
E&G Restricted - From Tuition & Fees	146,442,990
E&G Restricted - From Federal Revenue	223,437,541
Capital Projects, Life Cycle Maintenance, etc.	127,710,621
Auxiliaries	186,199,401
Total	1,633,397,766



USC System

FY2020 State Budget Request

Request	Recurring	Capital/Non-Recurring
USC SYSTEM		
USC Columbia & SOMs Requests	8,920,165	50,000,000
USC Comprehensive Requests	1,794,075	66,487,555
USC Palmetto College Requests	587,939	11,971,500
TOTAL – USC SYSTEM	11,302,179	128,459,055



USC System FTE Request

FTEs - 75.00 for the USC System

- All FTEs requested correspond to recurring funds requested.
- USC manages its authorized FTEs within the system as a whole and has always been granted latitude to shift FTEs between campuses as long as total and State FTE authorization levels are maintained and not exceeded.
- Enrollment continues to reach record levels at the University of South Carolina system.
- As Gamecock Athletics and the SEC Network continue to their strong following, expectations for expanded programming and enhanced fan experience will require additional staff support.



USC System Cost Savings

Columbia (Including School of Medicines) - \$4,181,327

Academic Units – \$2,332,580

- Forego hiring ten faculty and fifteen staff.
- Reduction would negatively impact student / faculty ratio.
- May result in fewer course offerings.
- Evening programs would reduce temporary faculty and/or adjuncts and course offerings.

Service Units – \$1,312,540

- Reduce student employees and temporary staff.
- Campus Safety Officer program likely eliminated.
- Transportation services impacted.
- Marketing reductions.

School of Medicine – \$484,399

- Eliminate four positions including three within Human Resources.
- Reduction would place an additional burden on remaining staff and lead to delays in the processing of time-sensitive payroll documents, as well as impede the academic units' timeliness in resolving HR matters.

Special Items (Per State Appropriation Act) – \$51,808

- Law Library, Small Business Development Center and Palmetto Poison Center.



USC Comprehensive & Palmetto College Cost Savings

Aiken – \$267,726

- Reduce Funding for Education and Analysis of Emergent Trends in Accreditation/Compliance and Other Risk Areas - \$85,000.
- Reduce Funding for Student Retention, Progression and Graduation Efforts - \$75,000.
- Reduce Funding Intended to Support/Seed New Academic Programs - \$70,000.
- Reduce Support for Campus Maintenance/Renewal Projects - \$37,726.

Beaufort – \$124,334

- Reduce travel and support for faculty and staff professional development.
- Reduce number of academic class sections and increase class size.
- Reduce Library operating hours.
- Reduce temporary and student employee hours campus-wide.
- Reduce marketing, promotion and recruitment activities.
- Reduce cell phone users/usage campus-wide.
- Reduce supplies.

Upstate – \$376,371

- Reduce support for campus maintenance and renewal projects - \$200,000.
- Reduce adjunct faculty across academic departments - \$100,000.
- Hold on replacement of a vacant faculty position - \$76,371.

Palmetto College – \$275,597

- Reduce instructional support by campus:
 - **Lancaster:** \$83,928
 - **Sumter:** \$100,068
 - **Salkehatchie:** \$60,357
 - **Union:** \$31,244



Reducing Cost and Burden to Businesses and Citizens

University of South Carolina System

- ❑ The University does not have regulations that pertain to business operations. Nor does the University have regulations that pertain to citizens in general. The University has taken steps over the last several years to assist students in obtaining a degree in a timely manner and to minimize the overall cost of obtaining a quality education.
- ❑ Providing a quality workforce to the businesses within the State is a vital aspect of continuous economic development. The savings to citizens and business of the state are incalculable.
- ❑ Highlights of a recent study found that USC has a total economic impact (all 8 institutions statewide) of approximately \$5.5 billion when measured in terms of annual state output. The system supports over 60,000 jobs statewide and returns \$219 million annually to the state in tax revenue.
- ❑ Palmetto College Online was designed to make Bachelors completion degrees more accessible and affordable for in-state place bound residents. The number of programs continues to grow each year thereby reducing the need for residents to choose the more expensive “for-profit” online college. Centralizing distance learning efforts for the USC System helps contain costs associated with program startup, marketing and admissions.
- ❑ The “On Your Time” initiative was designed to give students a greater opportunity to complete their degrees in less time and reduce overall tuition costs and loan debt. Research shows that the key driver of student debt is taking longer than 8 semesters to graduate. Since the creation of the “On Your Time” initiative, the four-year graduation rate has increased by 7 percentage points.
- ❑ System improvements include recent implementation of Banner which is an enterprise student information system. Key features include integrated admissions, financial aid, registration, and student account system processes. Banner implementation is a major customer service upgrade.



USC System Proviso Requests

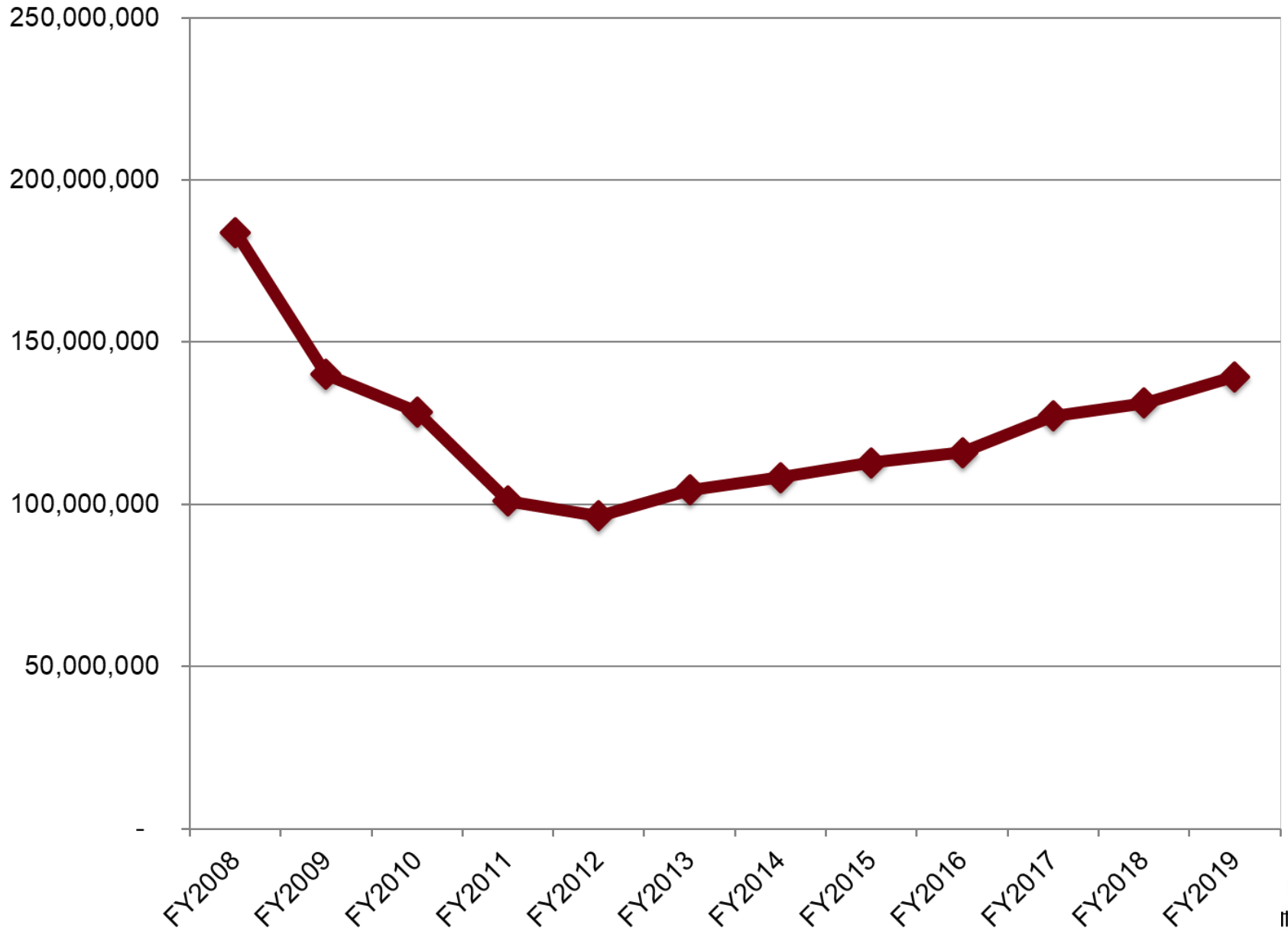
No Proviso Requests for FY20





UNIVERSITY OF
SOUTH CAROLINA

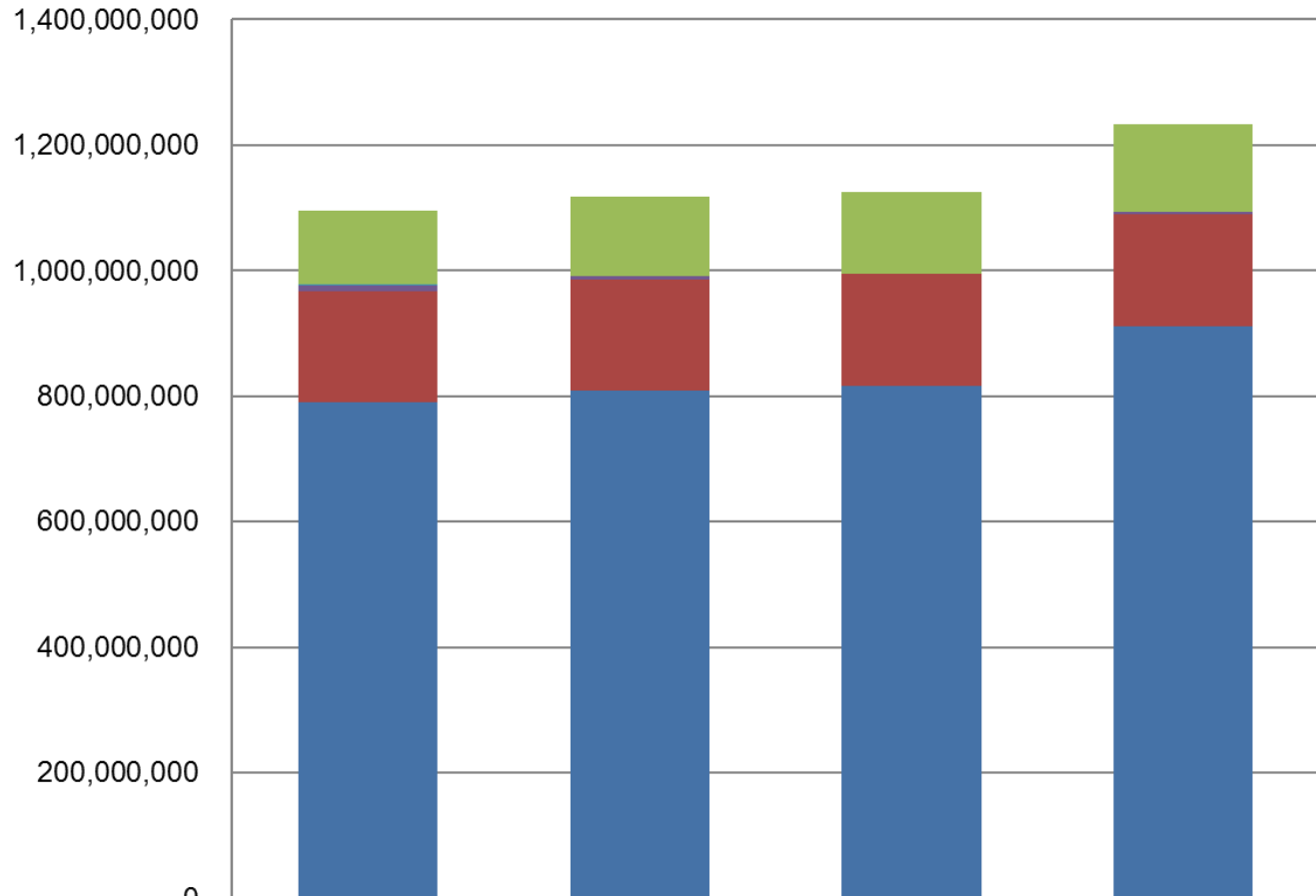
USC Columbia State Appropriations



Includes recurring state appropriations only



USC Columbia State Budget History



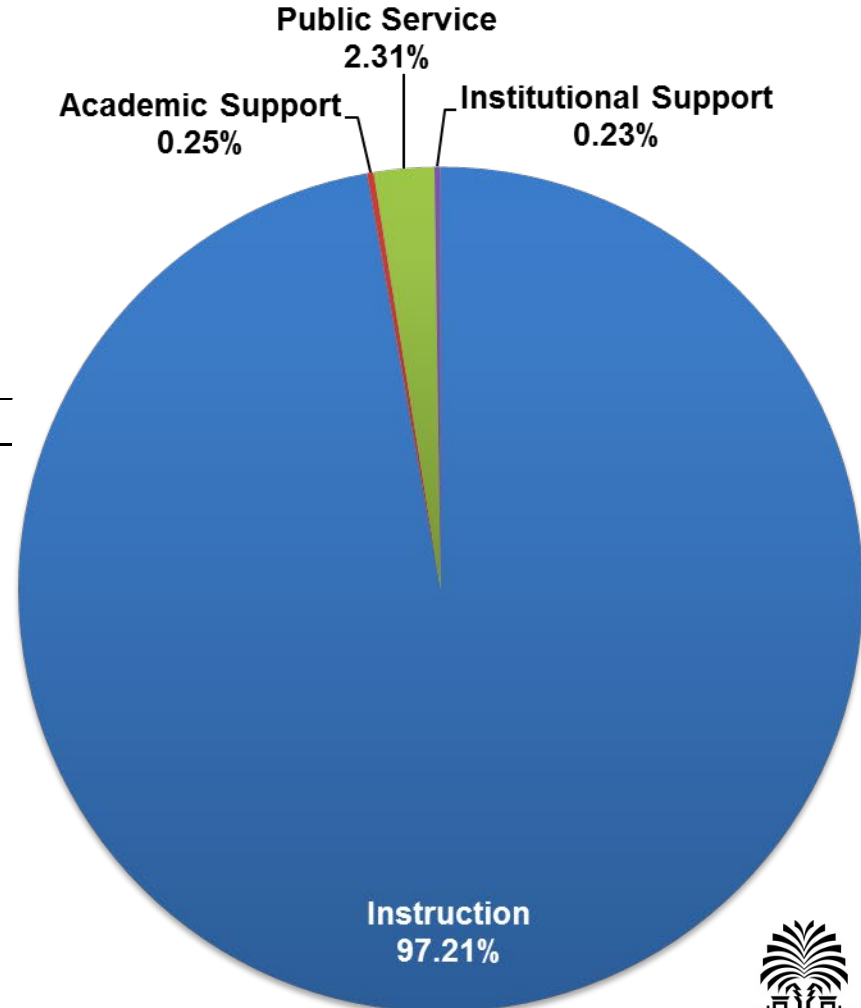
	FY2016	FY2017	FY2018	FY2019
State Recurring	116,015,574	127,236,485	131,209,224	139,377,572
State Non-Recurring Operating	1,830,718	0	0	0
State Non-Recurring Capital/Special	9,430,000	5,000,000	0	5,000,000
Life Cycle Replacement (DM)	1,652,734	0	0	0
Federal Funds	176,603,631	176,603,631	178,603,631	178,603,631
Other Funds	789,529,343	809,529,343	815,529,343	910,529,343
Total	1,095,062,000	1,118,369,459	1,125,342,198	1,233,510,546



USC Columbia

FY2019 State Appropriation Detail

President	325,031
Classified Positions	23,683,646
Unclassified Positions	79,065,862
Fringe Benefits	32,740,460
Law Library	344,076
Small Business Development Center	791,734
Palmetto Poison Center	351,763
Child Abuse & Neglect Medical Response Program	2,075,000
Total USC Columbia (Including SOMs)	139,377,572



USC Columbia & SOMs

Total Current Funds

USC Columbia & SOMs Budget FY2018-2019 Revenues

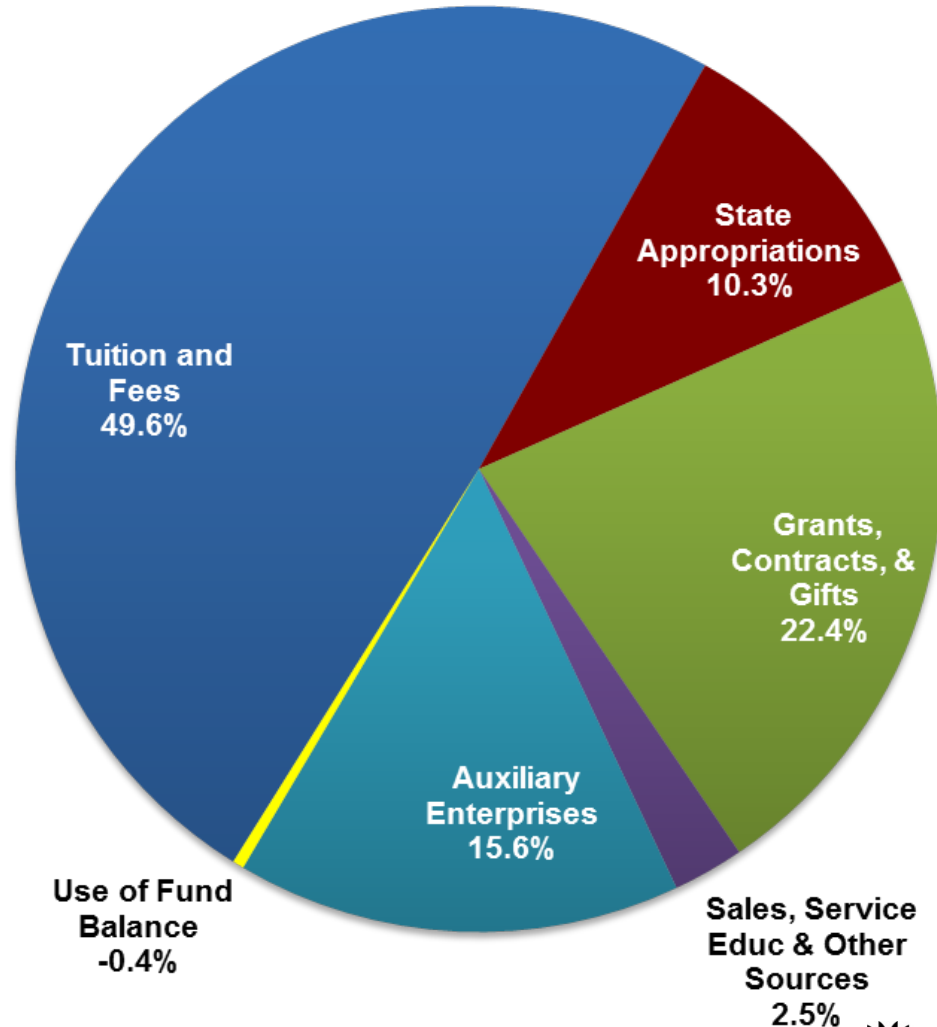
Unrestricted Funds

Education & General	\$ 875,332,820
Auxiliaries	\$ 212,230,536
Unrestricted Total	\$ 1,087,563,356

Restricted Funds

Education & General	\$ 275,890,692
Auxiliaries	\$ -
Restricted Total	\$ 275,890,692
Contribution to Fund Balance	\$ (5,385,988)

TOTAL SOURCES \$ 1,358,068,060



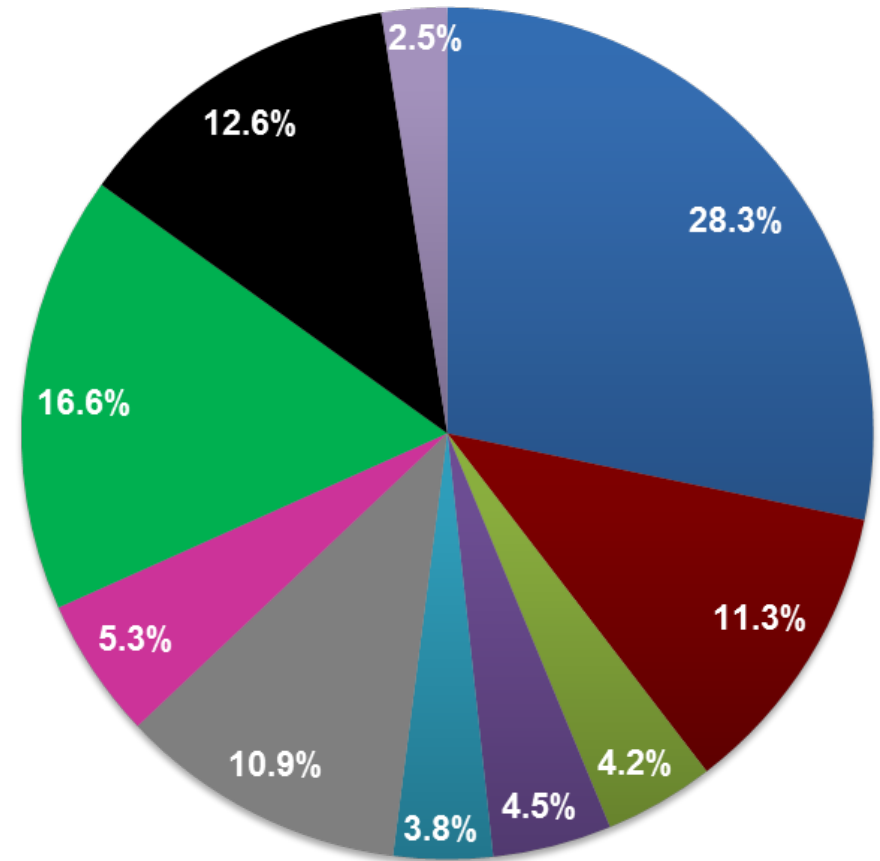
USC Columbia & SOMs

Total Current Funds

USC Columbia & SOMs Budget FY2018-2019 Expenditures

Instruction	\$ 383,847,966
Research	\$ 153,754,010
Public Service	\$ 56,741,319
Academic Support	\$ 61,374,136
Student Services	\$ 50,972,949
Institutional Support	\$ 148,154,890
Operation and Maintenance of Plant	\$ 72,649,423
Scholarships and Fellowships	\$ 225,810,030
Auxiliary Enterprises	\$ 171,074,580
Transfers	\$ 33,688,757

TOTAL EXPENDITURES \$ 1,358,068,060



- Instruction
- Research
- Public Service
- Academic Support
- Student Services
- Institutional Support
- Operation and Maintenance of Plant
- Scholarships and Fellowships
- Auxiliary Enterprises
- Transfers



USC Columbia

Projected FY2019 Other Funds

USC Columbia - Including Schools of Medicine	Carryforward from FY18	Budgeted Authorization		
		FY18	Adjustment for FY19	FY19
Revenue				
Tuition and Fees (Unrestricted & Restricted)	292,565,620	649,375,806	84,500,000	733,875,806
Auxiliaries	58,147,211	166,153,537	10,500,000	176,653,537
Federal	(3,085,753)	178,603,631	-	178,603,631
Total	347,627,078	994,132,974	95,000,000	1,089,132,974
Expenditures				
E&G Unrestricted - From Tuition & Fee Revenue *	273,769,201	549,457,535	75,000,000	624,457,535
E&G Restricted - From Tuition & Fees	18,796,419	99,918,271	9,500,000	109,418,271
E&G Restricted - From Federal Revenue	(3,085,753)	178,603,631		178,603,631
Auxiliaries	58,147,211	166,153,537	10,500,000	176,653,537
Total	347,627,078	994,132,974	95,000,000	1,089,132,974

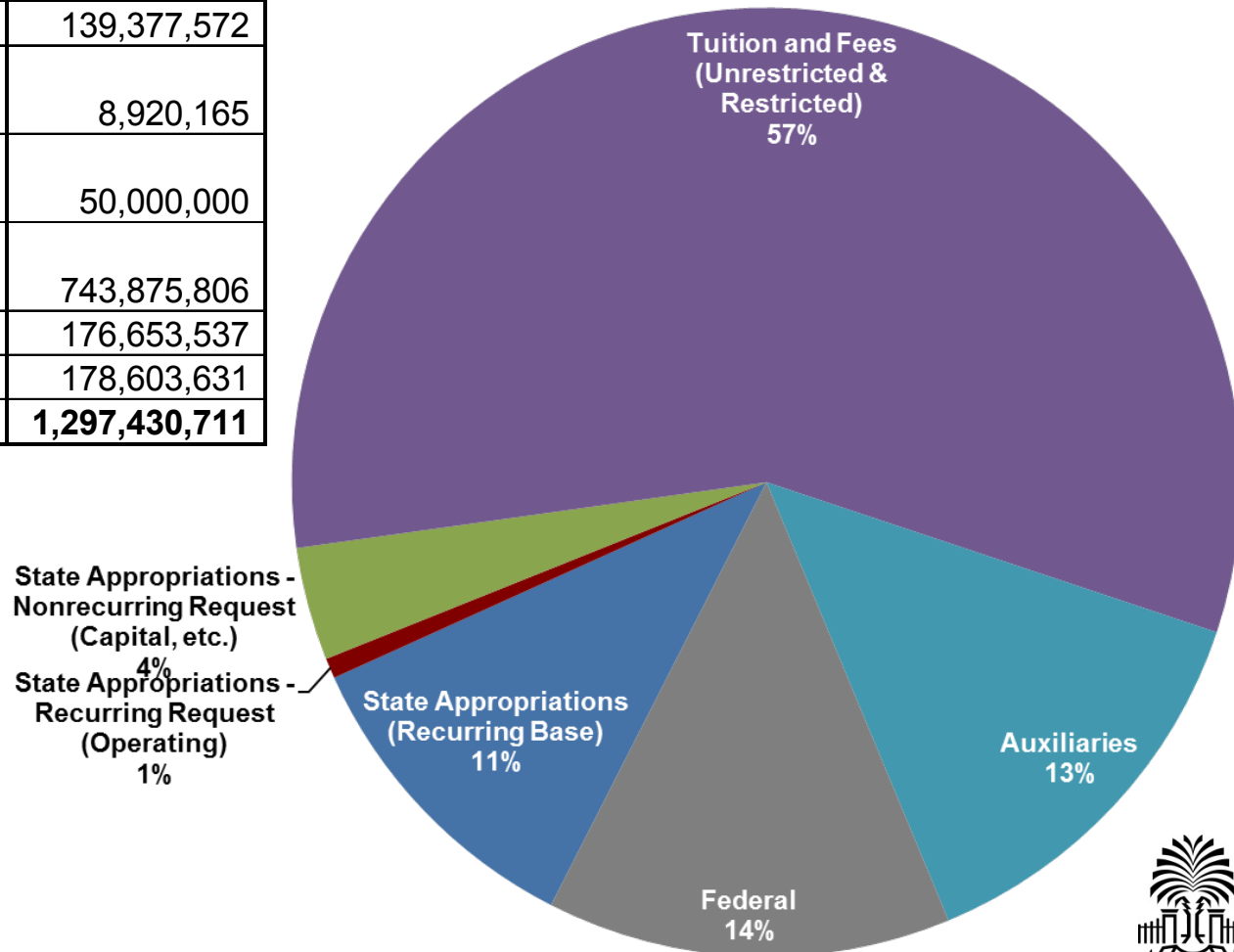
* \$20 million expenditure authorization over revenue reflects projected use of carryforward



USC Columbia

Estimated FY2020 Revenues

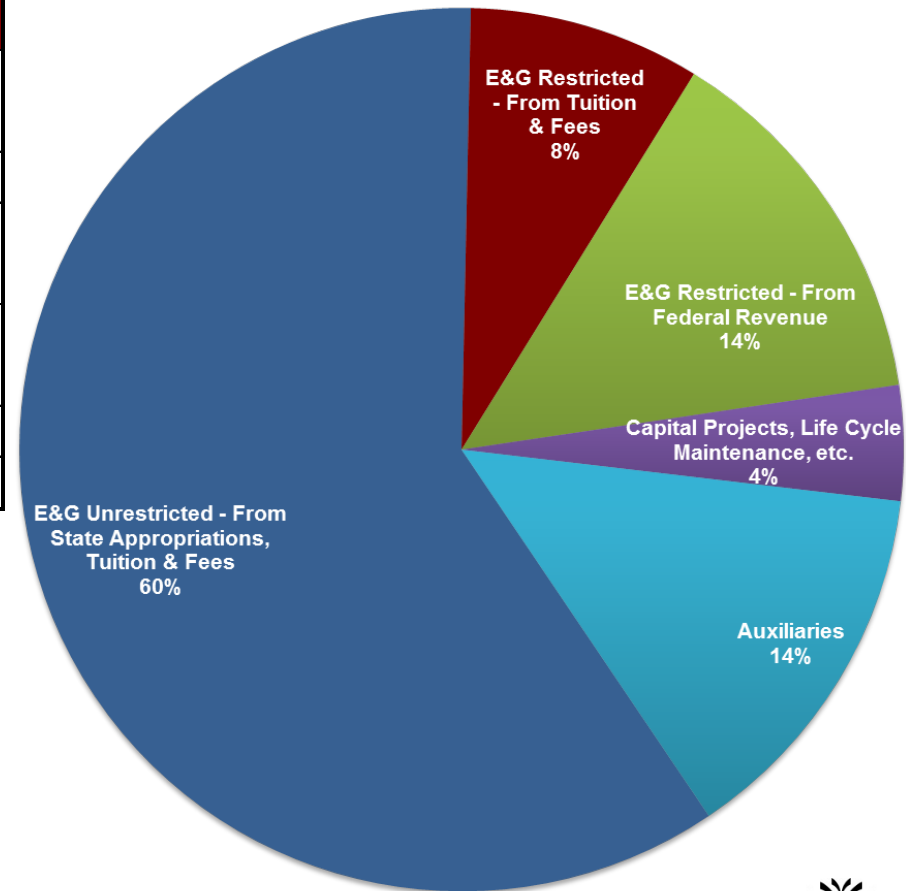
Revenues	FY 19-20
State Appropriations (Recurring Base)	139,377,572
State Appropriations - Recurring Request (Operating)	8,920,165
State Appropriations - Nonrecurring Request (Capital, etc.)	50,000,000
Tuition and Fees (Unrestricted & Restricted)	743,875,806
Auxiliaries	176,653,537
Federal	178,603,631
Total	1,297,430,711



USC Columbia

Estimated FY2020 Expenses

Expenditures	FY 19-20
E&G Unrestricted - From State Appropriations, Tuition & Fees	782,755,272
E&G Restricted - From Tuition & Fees	109,418,271
E&G Restricted - From Federal Revenue	178,603,631
Capital Projects, Life Cycle Maintenance, etc.	50,000,000
Auxiliaries	176,653,537
Total	1,297,430,711



USC Columbia

FY2020 State Budget Request

Request	Recurring*	Capital/Non-Recurring
USC Columbia		
Access and Affordability for In-State Students Tuition Mitigation Funding	8,920,165	
Other Funds Authorization	10,000,000	
School of Medicine Relocation		50,000,000
TOTAL – USC COLUMBIA	18,920,165	50,000,000

*Total Other Funds Authorization request of \$920,529,343 includes reinstatement of FY19 authorization of \$910,529,343 and FY20 additional request of \$10,000,000.



USC Columbia

FY2020 State Budget Request

Recurring Appropriations

Access and Affordability for In-State Students: Tuition Mitigation Funding - \$8,920,165

- ❑ The top legislative priority for the University of South Carolina is passing the Higher Education Opportunity Act (HEOA).
- ❑ In the spirit of HEOA, the USC System is requesting a modest increase in recurring funding of 6.4% for FY2020, which is equivalent to early projections of growth in state revenue next year according to information presented by legislative budget experts to the Council of Presidents at its August 2018 meeting.
- ❑ Requested funds would cover only 63% of the operating portion of the anticipated inflationary and other mandated cost increases and substantially less when all funds are included.



USC Columbia

FY2020 State Budget Request

Other Funds Authorization

Other Funds Authorization - \$10,000,000

- In consideration of the Governor's Veto message, Veto 35 – Proviso 117.8 (B), and to reinstate the Other Funds Authorization.

- FY18 - \$865,529,343
- FY19 - \$910,529,343 (Amount in House and Senate prior to Conference Committee)
- FY20 - \$920,529,343

- Continued rising mandatory costs such as employee fringe benefits including retirement and health insurance, property and liability insurance, cost of materials and utility costs.

- Private gifts, grants and contracts revenue increase by \$9.6 million for FY18 over FY17 levels for the USC School of Medicine Columbia.



USC Columbia

FY2020 State Budget Request

Non-Recurring Appropriations

School of Medicine Relocation - \$50,000,000

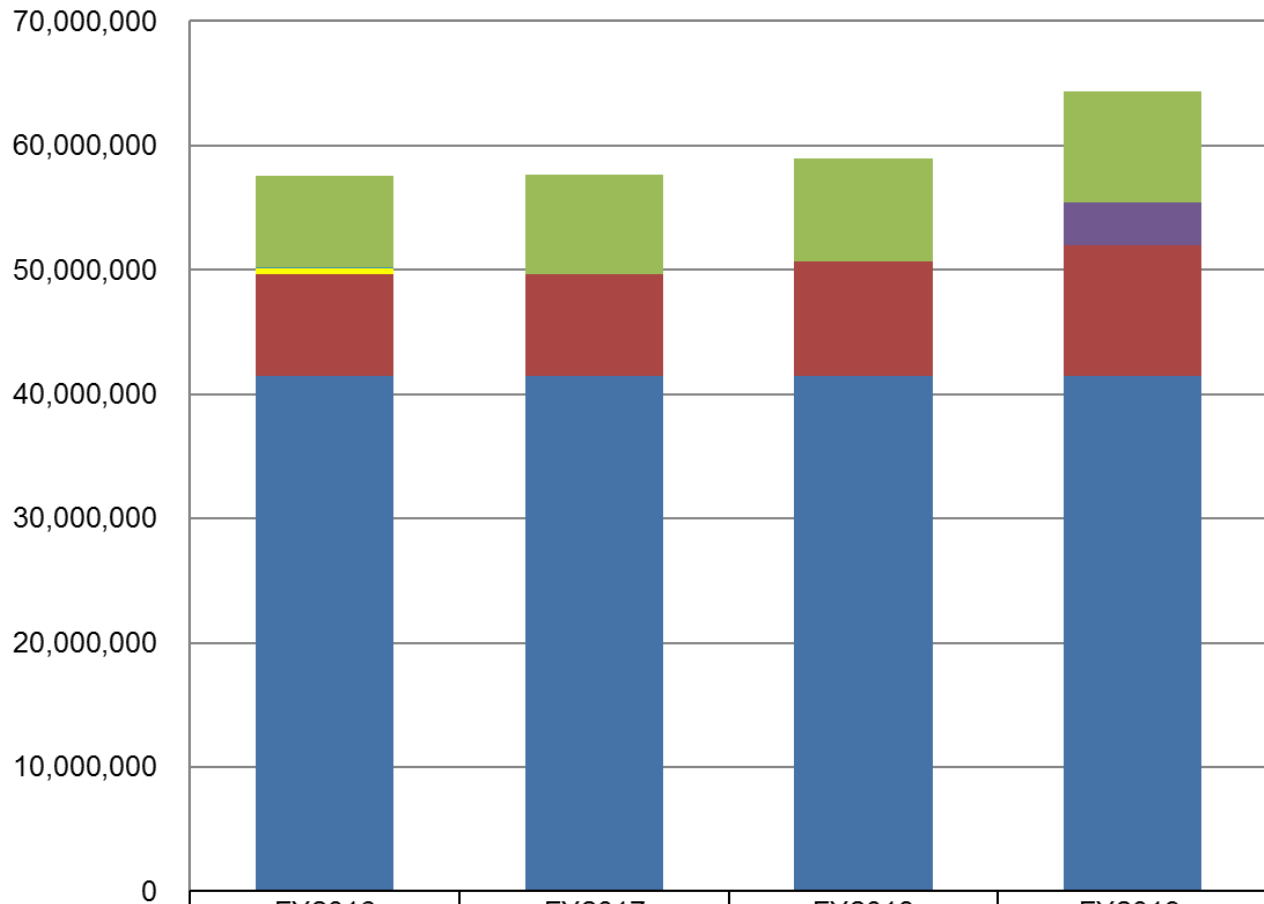
- ❑ The School of Medicine will be relocated to modern facilities adjacent to Palmetto Richland hospital, bringing new research opportunities and establishing the region as a hub of biomedical technology development.
- ❑ The relocation will allow the School of Medicine to replace aging facilities that will limit the school's ability to attract and serve future students.
- ❑ The health care industry is rapidly growing in South Carolina with high demand for college-educated workers in the next 15 years. A health sciences campus offers significant opportunity for economic impact through private sector partnerships, increased research funding, start-ups and other commercialization of the complex while improving health care delivery and outcomes for South Carolinians.
- ❑ A modern, efficient facility, located closer to the University's clinical partners in Columbia, is a more effective long-term teaching and research location and a more cost effective facility to own and operate. The current medical school facility requires significant capital investment to remain suitable through the current lease and faces market rate rent upon renewal.
- ❑ Multi-year, two-phase project to relocate the School of Medicine-Columbia and create a health sciences research complex. Phase 1: 130,000 SF medical teaching facility, \$104 million. Phase 2: 165,000 SF science and lab building, \$120 million.





UNIVERSITY OF
SOUTH CAROLINA
AIKEN

USC Aiken State Budget History



	FY2016	FY2017	FY2018	FY2019
State Recurring	7,332,805	8,036,905	8,277,419	8,924,200
State Non-Recurring Operating	107,106	0	0	0
State Non-Recurring Capital/Special	0	0	0	3,500,000
Life Cycle Replacement (DM)	444,104	0	0	0
Federal Funds	8,196,607	8,196,607	9,196,607	10,500,000
Other Funds	41,457,362	41,457,362	41,457,362	41,457,362
Total	57,537,984	57,690,874	58,931,388	64,381,562



USC Aiken

FY2019 State Appropriation Detail

Classified Positions	654,543
Unclassified Positions	6,244,623
Fringe Benefits	2,025,034
Total USC Aiken	8,924,200



USC Aiken Total Current Funds

USC Aiken Budget FY2018-2019 Revenues

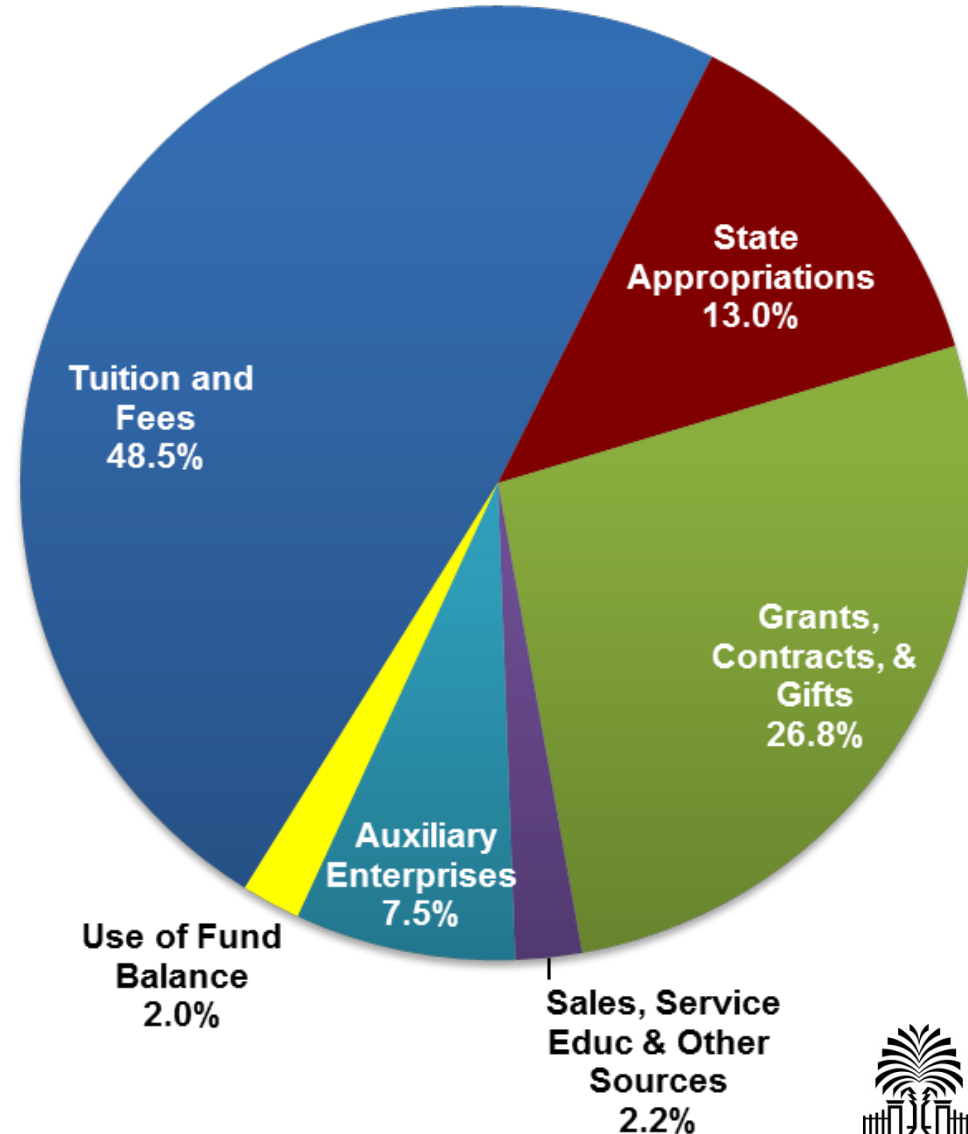
Unrestricted Funds

Education & General	\$	44,282,059
Auxiliaries	\$	5,143,500
Unrestricted Total	\$	49,425,559

Restricted Funds

Education & General	\$	18,007,662
Auxiliaries	\$	-
Restricted Total	\$	18,007,662
Contribution to Fund Balance	\$	1,371,903

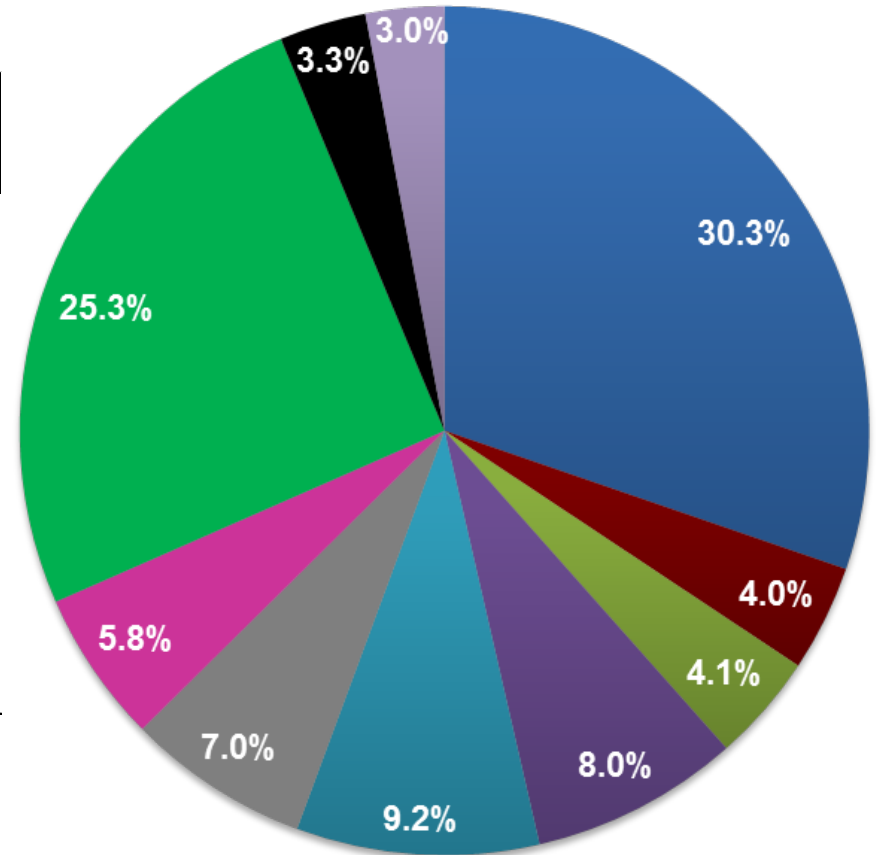
TOTAL SOURCES **\$** **68,805,124**



USC Aiken Total Current Funds

USC Aiken Budget FY2018-2019 Expenditures

Instruction	\$ 20,838,538
Research	\$ 2,786,083
Public Service	\$ 2,829,449
Academic Support	\$ 5,474,007
Student Services	\$ 6,358,192
Institutional Support	\$ 4,787,706
Operation and Maintenance of Plant	\$ 3,988,342
Scholarships and Fellowships	\$ 17,411,662
Auxiliary Enterprises	\$ 2,274,850
Transfers	\$ 2,056,295
TOTAL EXPENDITURES	\$ 68,805,124



- Instruction
- Public Service
- Student Services
- Operation and Maintenance of Plant
- Auxiliary Enterprises
- Research
- Academic Support
- Institutional Support
- Scholarships and Fellowships
- Transfers



USC Aiken

Projected FY2019 Other Funds

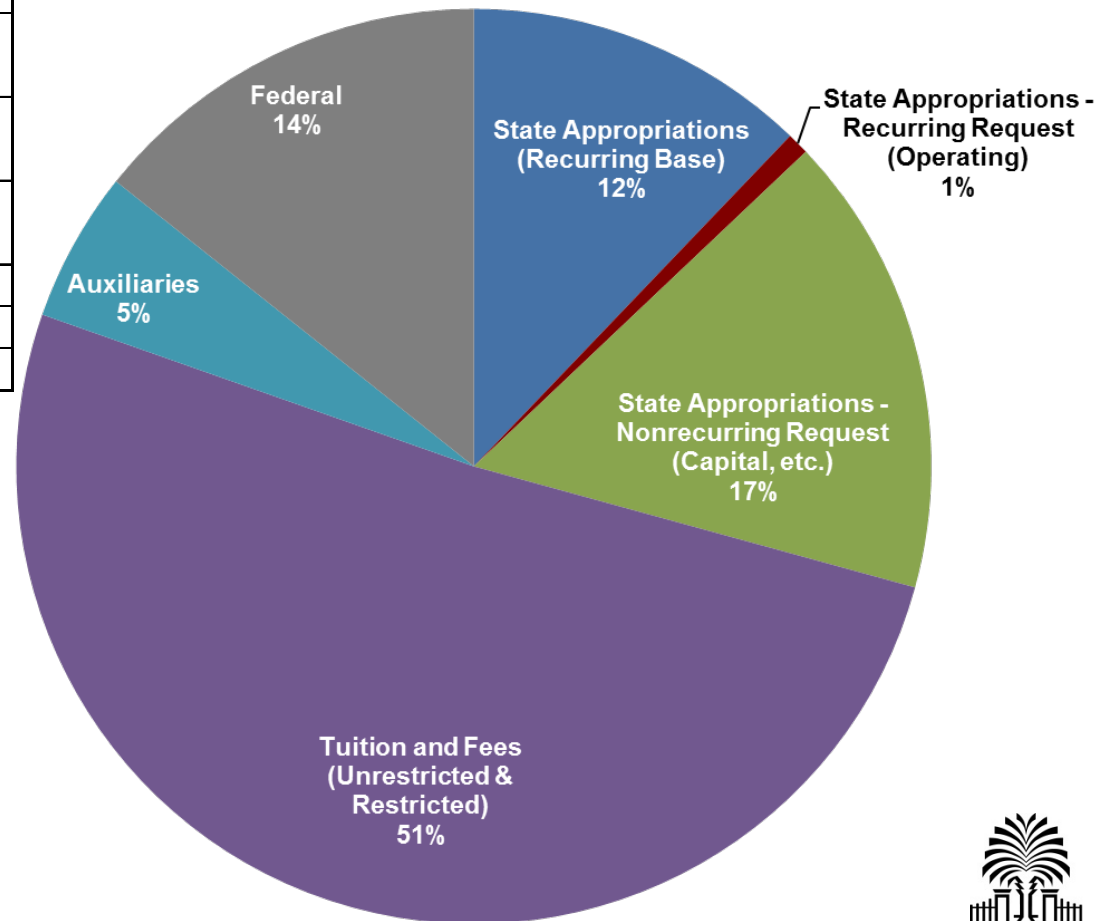
USC Aiken	Budgeted Authorization			
	Carryforward from FY18	FY18	Adjustment for FY19	FY19
Revenue				
Tuition and Fees (Unrestricted & Restricted)	13,461,542	37,548,682	-	37,548,682
Auxiliaries	3,204,591	3,908,680	-	3,908,680
Federal	(14,915)	9,196,607	1,303,393	10,500,000
Total	16,651,218	50,653,969	1,303,393	51,957,362
Expenditures				
E&G Unrestricted - From Tuition & Fee Revenue	12,743,955	27,853,295	-	27,853,295
E&G Restricted - From Tuition & Fees	717,587	9,695,387	-	9,695,387
E&G Restricted - From Federal Revenue	(14,915)	9,196,607	1,303,393	10,500,000
Auxiliaries	3,204,591	3,908,680	-	3,908,680
Total	16,651,218	50,653,969	1,303,393	51,957,362



USC Aiken

Estimated FY2020 Revenues

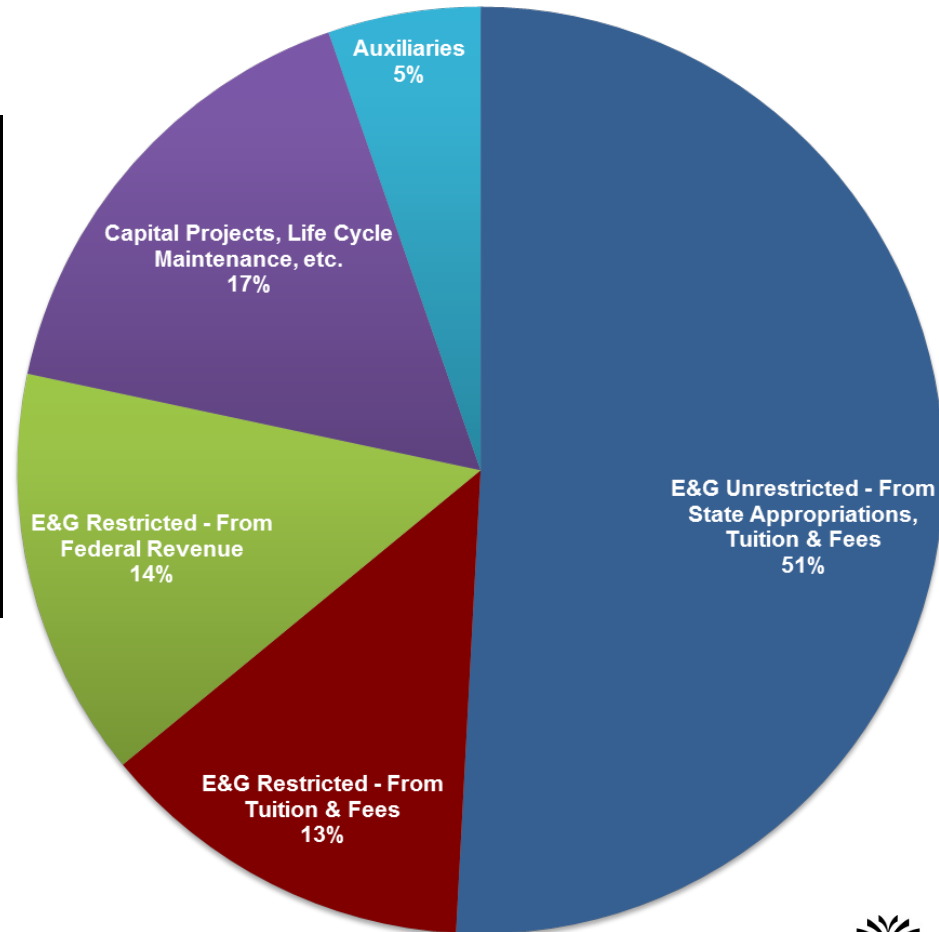
Revenues	FY 19-20
State Appropriations (Recurring Base)	8,924,200
State Appropriations - Recurring Request (Operating)	571,149
State Appropriations - Nonrecurring Request (Capital, etc.)	12,000,000
Tuition and Fees (Unrestricted & Restricted)	37,548,682
Auxiliaries	3,908,680
Federal	10,500,000
Total	73,452,711



USC Aiken

Estimated FY2020 Expenses

Expenditures	FY 19-20
E&G Unrestricted - From State Appropriations, Tuition & Fees	37,348,644
E&G Restricted - From Tuition & Fees	9,695,387
E&G Restricted - From Federal Revenue	10,500,000
Capital Projects, Life Cycle Maintenance, etc.	12,000,000
Auxiliaries	3,908,680
Total	73,452,711



USC Aiken

FY2020 State Budget Request

Request	Recurring*	Capital/Non-Recurring
USC Aiken		
Access and Affordability for In-State Students Tuition Mitigation Funding	571,149	
Renovation to the Library and Learning Commons		8,500,000
Renovation of the Business and Education Building Gym		3,500,000
TOTAL – USC AIKEN	571,149	12,000,000



*Does not include Other Funds Authorization request of \$41,457,362 to reinstate FY19 authorization level.

USC Aiken

FY2020 State Budget Request

Recurring Appropriations

Access and Affordability for In-State Students: Tuition Mitigation Funding - \$571,149

- ❑ The top legislative priority for the University of South Carolina is passing the Higher Education Opportunity Act (HEOA).
- ❑ In the spirit of HEOA, the USC System is requesting a modest increase in recurring funding of 6.4% for FY2020, which is equivalent to early projections of growth in state revenue next year according to information presented by legislative budget experts to the Council of Presidents at its August 2018 meeting.
- ❑ Requested funds would cover only 73% of the operating portion of the anticipated inflationary and other mandated cost increases and substantially less when all funds are included.



USC Aiken

FY2020 State Budget Request

Non-Recurring Appropriations

Renovation to the Library and Learning Commons - \$8,500,000

- In addition to needed renovations to the main campus' library, this project would create an Engineering and Innovation Lab complete with 3-D printers and virtual reality technology.
- Create “learning commons” space that brings together library, technology, advising, student support, career services, Veteran’s services and other offices to support student success and improve retention and graduation.
- Total project is expected to be \$10M, funded as follows: \$8.5M State, \$1M Private Gifts, and \$500K Institutional Funds.

Renovation of the Business and Education Building Gym - \$3,500,000

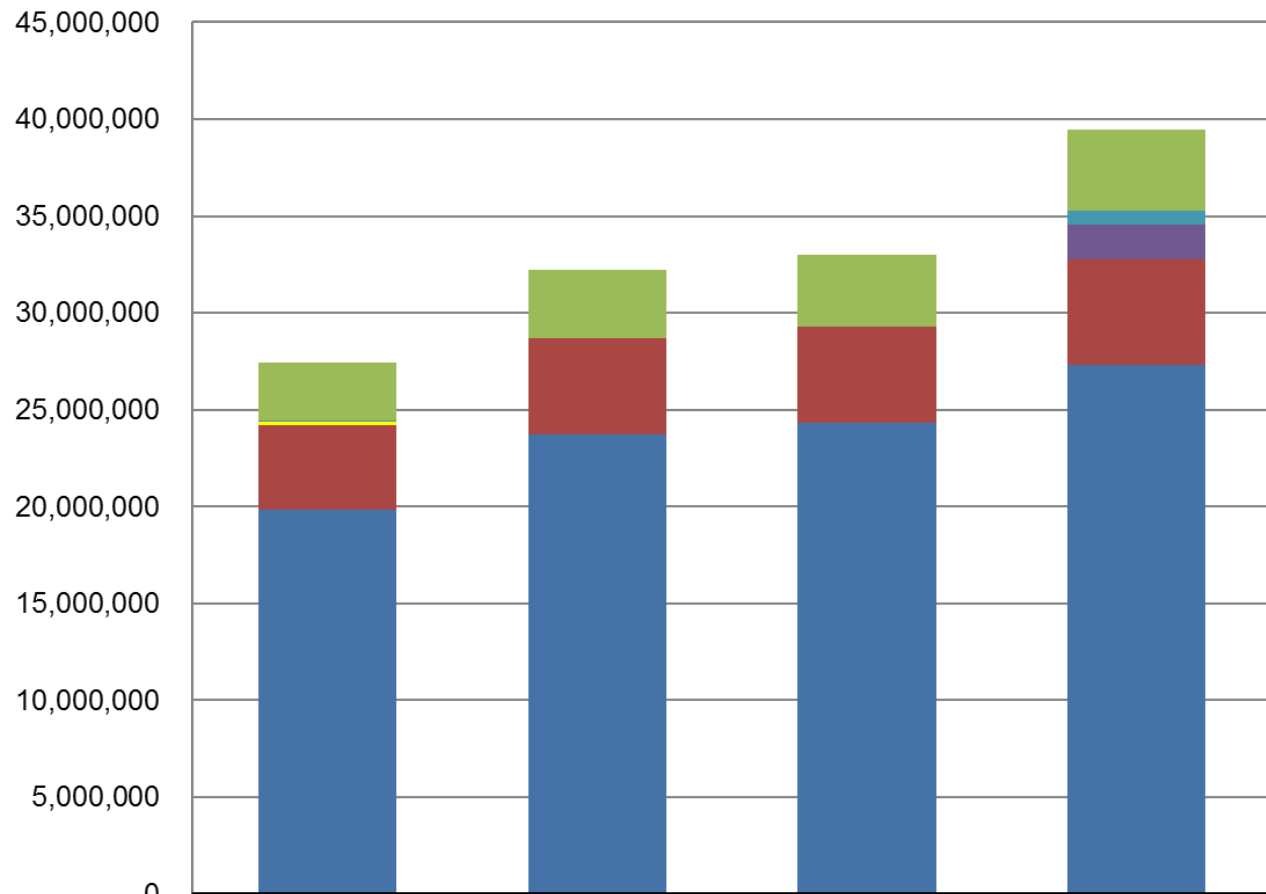
- Renovate an underutilized gymnasium space and convert it to academic and office space.
- Available offices for faculty and staff do not meet the demand based on current enrollment.
- Renovation includes a large multi-purpose conference room than can double as a classroom.





UNIVERSITY OF
SOUTH CAROLINA
BEAUFORT

USC Beaufort State Budget History



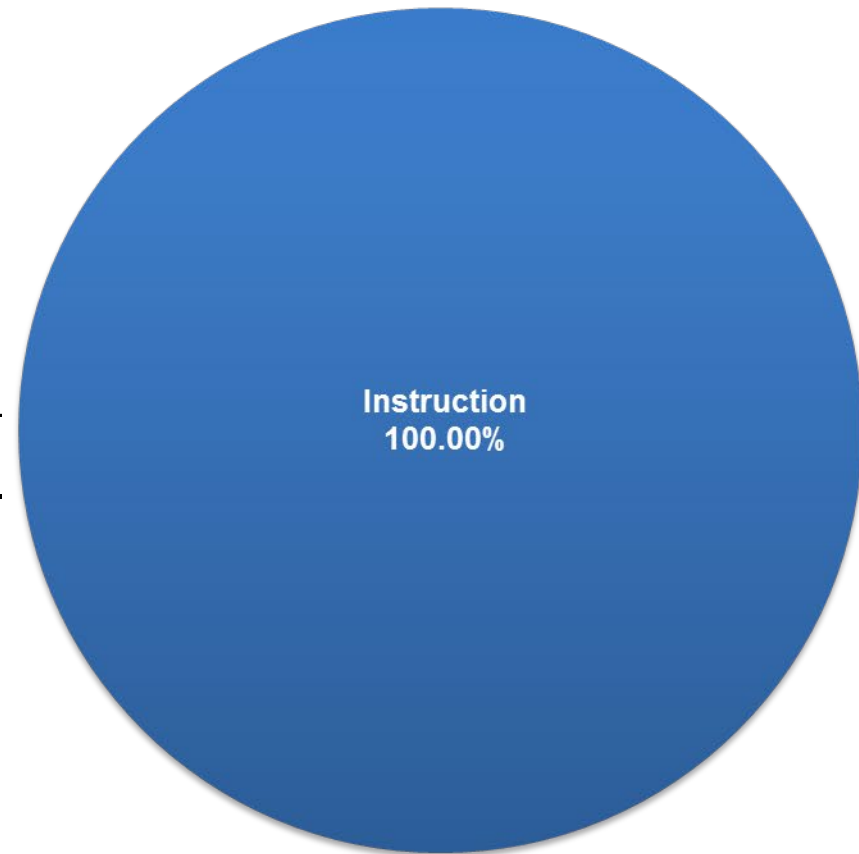
	FY2016	FY2017	FY2018	FY2019
State Recurring	3,031,307	3,562,147	3,682,059	4,148,894
State Non-Recurring Operating	14,766	0	0	748,434
State Non-Recurring Capital/Special	0	0	0	1,750,000
Life Cycle Replacement (DM)	182,883	0	0	0
Federal Funds	4,417,915	4,977,915	4,977,915	5,477,915
Other Funds	19,807,011	23,707,011	24,307,011	27,307,011
Total	27,453,882	32,247,073	32,966,985	39,432,254



USC Beaufort

FY2019 State Appropriation Detail

Classified Positions	225,552
Unclassified Positions	3,277,972
Fringe Benefits	645,370
Total USC Beaufort	4,148,894



USC Beaufort Total Current Funds

USC Beaufort Budget FY2018-2019 Revenues

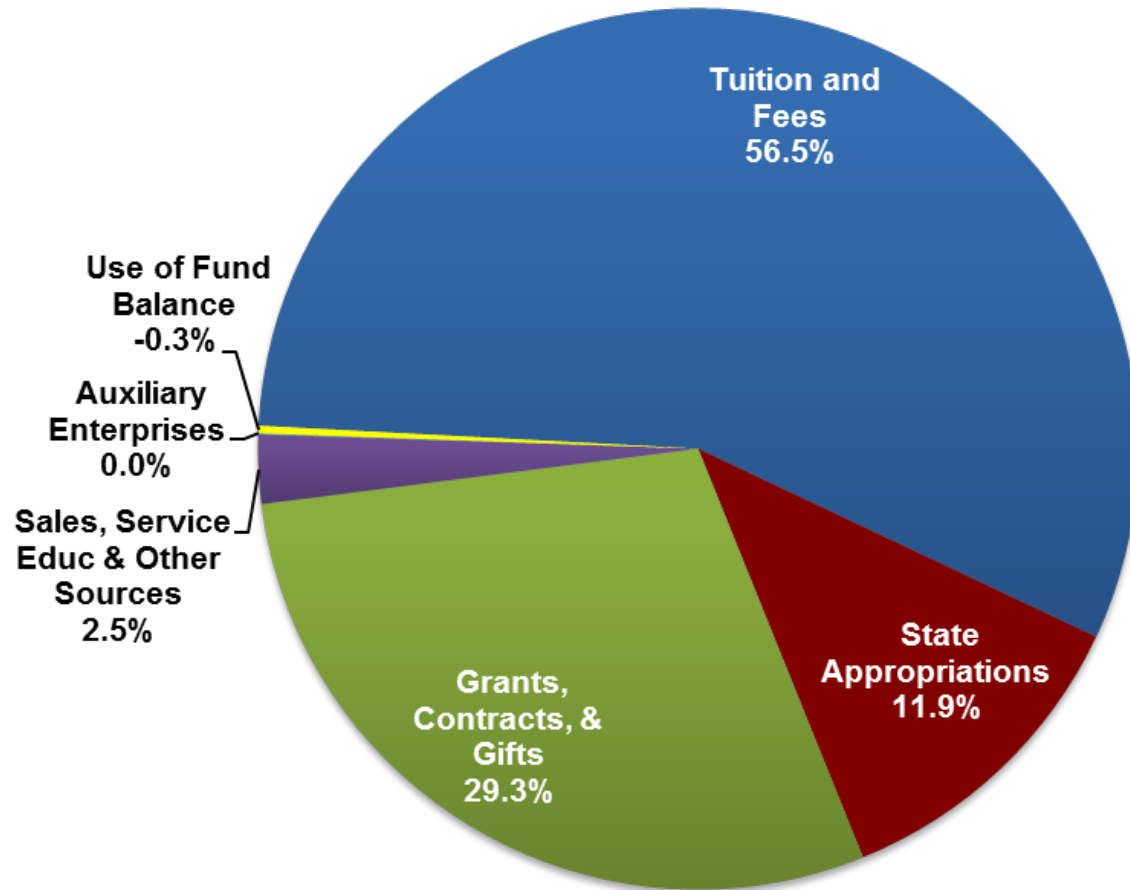
Unrestricted Funds

Education & General	\$	31,357,644
Auxiliaries	\$	15,195
Unrestricted Total	\$	31,372,839

Restricted Funds

Education & General	\$	9,719,297
Auxiliaries	\$	-
Restricted Total	\$	9,719,297
Contribution to Fund Balance	\$	(113,825)

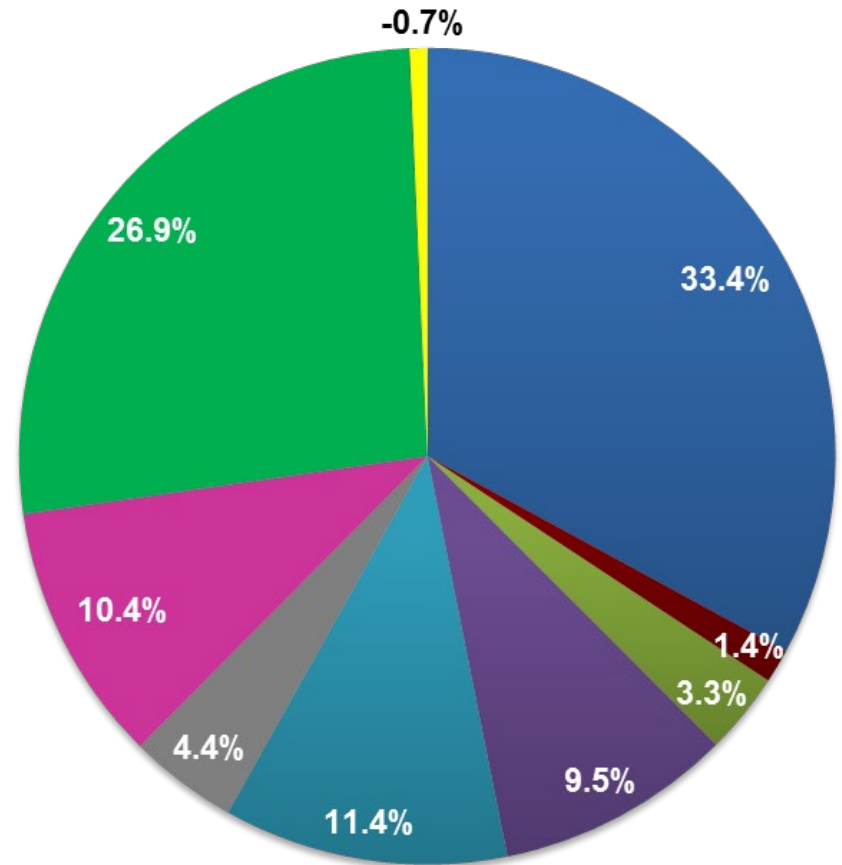
TOTAL SOURCES \$ 40,978,311



USC Beaufort Total Current Funds

USC Beaufort Budget FY2018-2019 Expenditures

Instruction	\$	13,683,150
Research	\$	557,829
Public Service	\$	1,338,876
Academic Support	\$	3,893,780
Student Services	\$	4,679,190
Institutional Support	\$	1,790,799
Operation and Maintenance of Plant	\$	4,279,446
Scholarships and Fellowships	\$	11,036,287
Auxiliary Enterprises	\$	7,500
Transfers	\$	(288,546)
TOTAL EXPENDITURES	\$	40,978,311



- Instruction
- Public Service
- Student Services
- Operation and Maintenance of Plant
- Auxiliary Enterprises
- Research
- Academic Support
- Institutional Support
- Scholarships and Fellowships
- Transfers



USC Beaufort

Projected FY2019 Other Funds

USC Beaufort

Budgeted Authorization

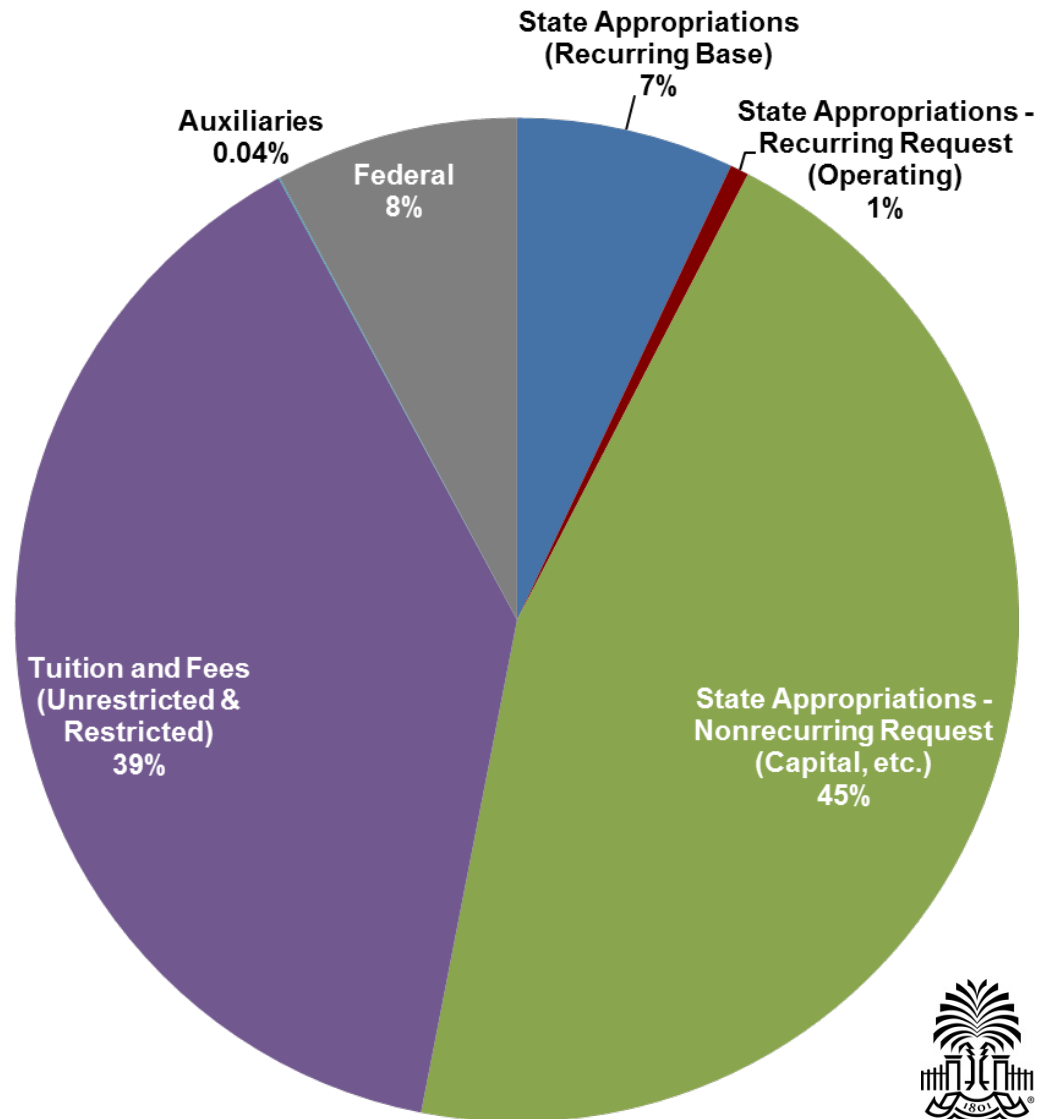
Revenue	Carryforward from FY18	Adjustment		
		FY18	for FY19	FY19
Tuition and Fees (Unrestricted & Restricted)	5,048,637	24,277,011	3,000,000	27,277,011
Auxiliaries	169,302	30,000	-	30,000
Federal	1,730	4,977,915	500,000	5,477,915
Total	5,219,669	29,284,926	3,500,000	32,784,926

Expenditures	Carryforward from FY18	Adjustment		
		FY18	for FY19	FY19
E&G Unrestricted - From Tuition & Fee Revenue	4,882,519	20,232,830	2,575,000	22,807,830
E&G Restricted - From Tuition & Fees	166,118	4,044,181	425,000	4,469,181
E&G Restricted - From Federal Revenue	1,730	4,977,915	500,000	5,477,915
Auxiliaries	169,302	30,000	-	30,000
Total	5,219,669	29,284,926	3,500,000	32,784,926



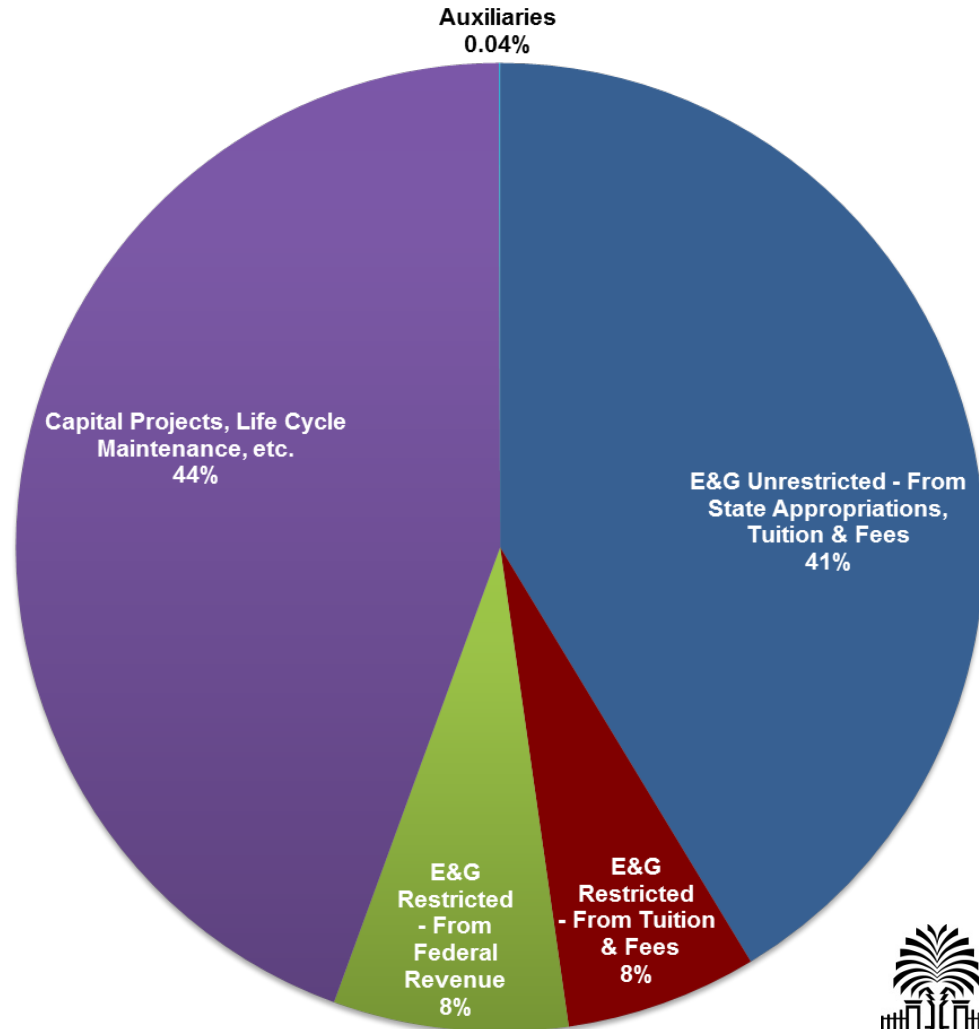
USC Beaufort Estimated FY2020 Revenues

Revenues	FY 19-20
State Appropriations (Recurring Base)	4,897,328
State Appropriations - Recurring Request (Operating)	420,000
State Appropriations - Nonrecurring Request (Capital, etc.)	31,750,000
Tuition and Fees (Unrestricted & Restricted)	27,277,011
Auxiliaries	30,000
Federal	5,477,915
Total	69,852,254



USC Beaufort Estimated FY2020 Expenses

Expenditures	FY 19-20
E&G Unrestricted - From State Appropriations, Tuition & Fees	28,873,592
E&G Restricted - From Tuition & Fees	4,469,181
E&G Restricted - From Federal Revenue	5,477,915
Capital Projects, Life Cycle Maintenance, etc.	31,001,566
Auxiliaries	30,000
Total	69,852,254



USC Beaufort

FY2020 State Budget Request

Request	Recurring*	Capital/Non-Recurring
USC Beaufort		
Access and Affordability for In-State Students Tuition Mitigation Funding	420,000	
Instructional Technology Upgrades - USCB Bluffton Campus		500,000
Library/Classroom Building Expansion		6,250,000
New Classroom Building		25,000,000
TOTAL – USC BEAUFORT	420,000	31,750,000



USC Beaufort

FY2020 State Budget Request

Recurring Appropriations

Access and Affordability for In-State Students: Tuition Mitigation Funding - \$420,000

- ❑ The top legislative priority for the University of South Carolina is passing the Higher Education Opportunity Act (HEOA).
- ❑ In the spirit of HEOA, the USC System is requesting a modest increase in recurring funding of 6.4% for FY2020, which is equivalent to early projections of growth in state revenue next year according to information presented by legislative budget experts to the Council of Presidents at its August 2018 meeting.
- ❑ Requested funds would cover only 75% of the operating portion of the anticipated inflationary and other mandated cost increases and substantially less when all funds are included.



USC Beaufort

FY2020 State Budget Request

Non-Recurring Appropriations

Instructional Technology Upgrades – USCB Bluffton Campus – \$500,000 One-Time Operating

- Upgrades will include technology in classrooms as well as designated computer labs and multi-purpose conference rooms.

Library/Classroom Building Expansion – \$6,250,000

- The library expansion will include additional classrooms, a modern Learning Resource Center and space to support growing graphic design and computational science programs.
- Construct an addition to the existing Library/Classroom building consisting of approximately 16,800 sq. ft. of floor space.
- Expansion would include classrooms, faculty offices, and administrative workspaces.

New Classroom Building – \$25,000,000

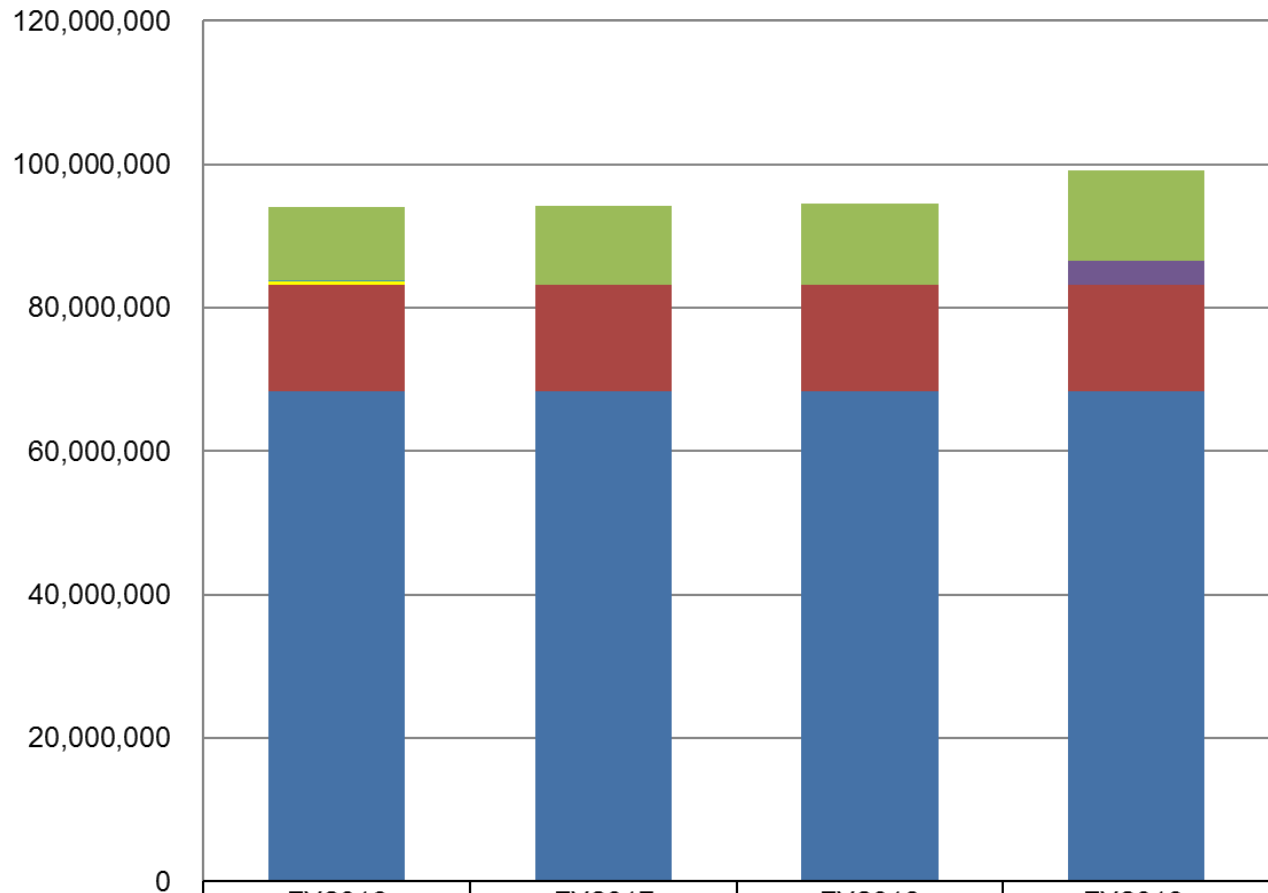
- Construction of a new 48,500 square foot facility that would be adjacent to the Science and Technology building at the Hilton Head Gateway Campus.
- This new facility will include approximately 12 classrooms, a 40-seat computer classroom and space for faculty.
- Enrollment on this campus has increased 117% since it opened in 2004 and currently only has 17 general-purpose classrooms. USCB has both an immediate classroom space need and a major future classroom space deficit.





UNIVERSITY OF
SOUTH CAROLINA
UPSTATE

USC Upstate State Budget History




	FY2016	FY2017	FY2018	FY2019
State Recurring	10,192,157	11,109,729	11,432,697	12,545,716
State Non-Recurring Operating	126,991	0	0	0
State Non-Recurring Capital/Special	0	0	0	3,500,000
Life Cycle Replacement (DM)	615,282	0	0	0
Federal Funds	14,750,838	14,750,838	14,750,838	14,750,838
Other Funds	68,376,342	68,376,142	68,376,142	68,376,142
Total	94,061,610	94,236,709	94,559,677	99,172,696



USC Upstate

FY2019 State Appropriation Detail

Classified Positions	1,298,799
Unclassified Positions	8,479,040
Fringe Benefits	2,767,877
Total USC Upstate	12,545,716



USC Upstate Total Current Funds

USC Upstate Budget FY2018-2019 Revenues

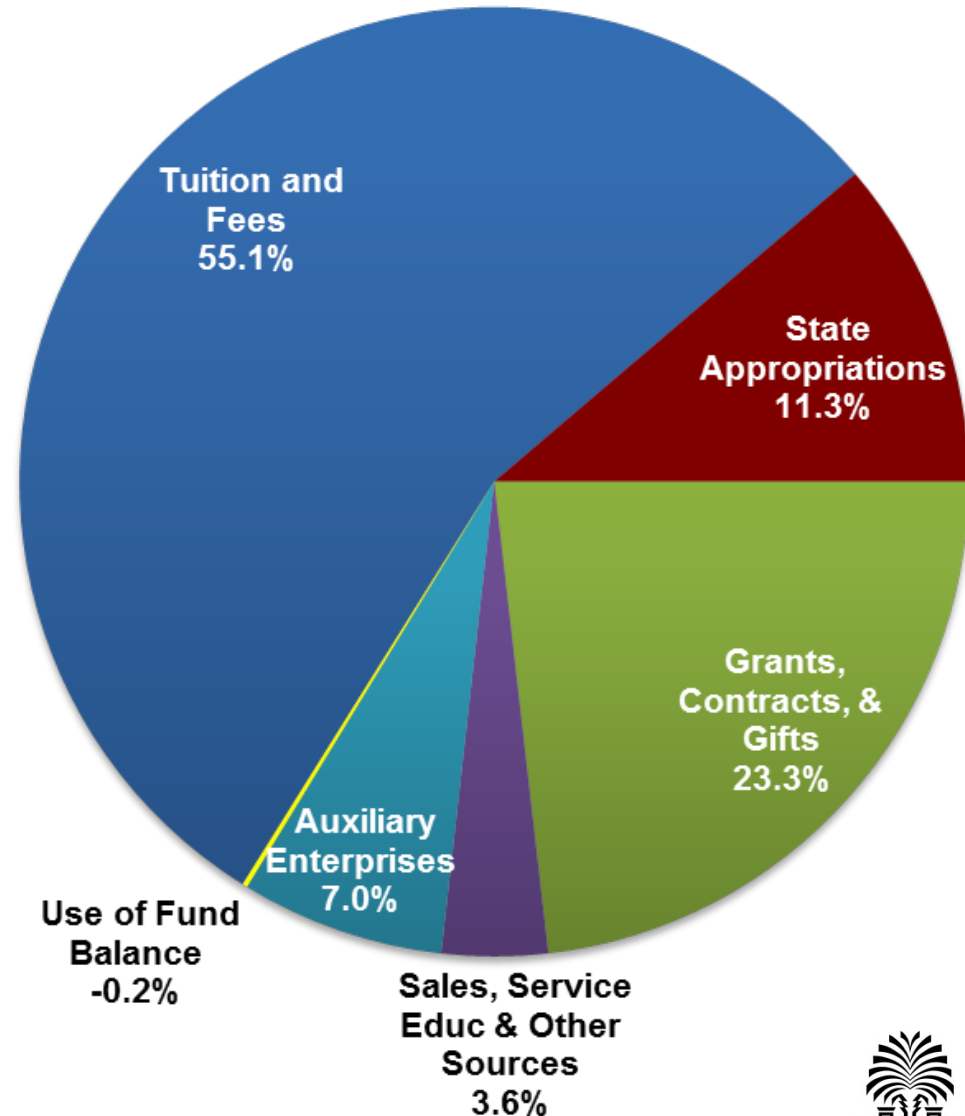
Unrestricted Funds

Education & General	\$	75,983,472
Auxiliaries	\$	7,770,212
Unrestricted Total	\$	83,753,684

Restricted Funds

Education & General	\$	27,151,146
Auxiliaries	\$	-
Restricted Total	\$	27,151,146
Contribution to Fund Balance	\$	(172,814)

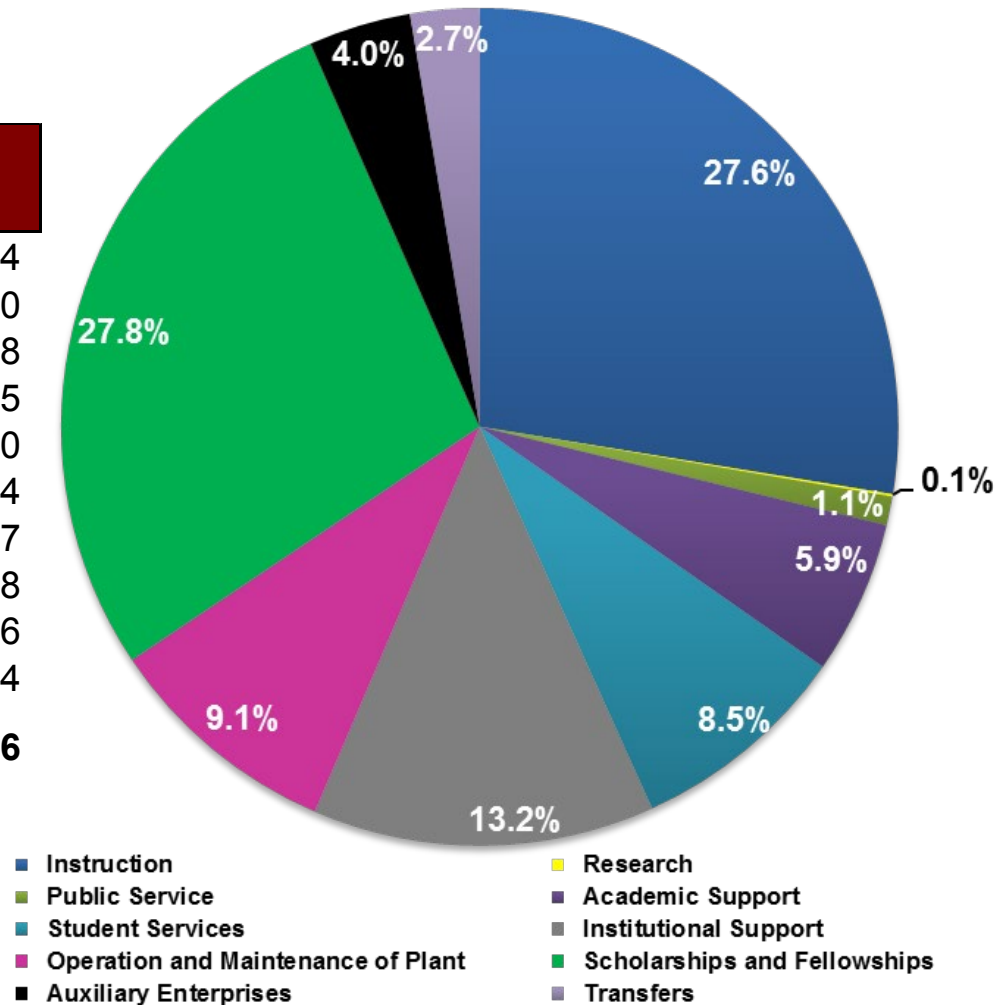
TOTAL SOURCES \$ **110,732,016**



USC Upstate Total Current Funds

USC Upstate Budget FY2018-2019 Expenditures

Instruction	\$	30,539,894
Research	\$	104,370
Public Service	\$	1,225,828
Academic Support	\$	6,576,895
Student Services	\$	9,447,840
Institutional Support	\$	14,611,634
Operation and Maintenance of Plant	\$	10,131,177
Scholarships and Fellowships	\$	30,757,998
Auxiliary Enterprises	\$	4,378,266
Transfers	\$	2,958,114
TOTAL EXPENDITURES	\$	110,732,016



USC Upstate

Projected FY2019 Other Funds

USC Upstate

Budgeted Authorization

Revenue	Carryforward from FY18	Adjustment		
		FY18	for FY19	FY19
Tuition and Fees (Unrestricted & Restricted)	19,457,590	63,916,971	-	63,916,971
Auxiliaries	6,596,504	4,459,171	-	4,459,171
Federal	4,299	14,750,838	-	14,750,838
Total	26,058,394	83,126,980	-	83,126,980

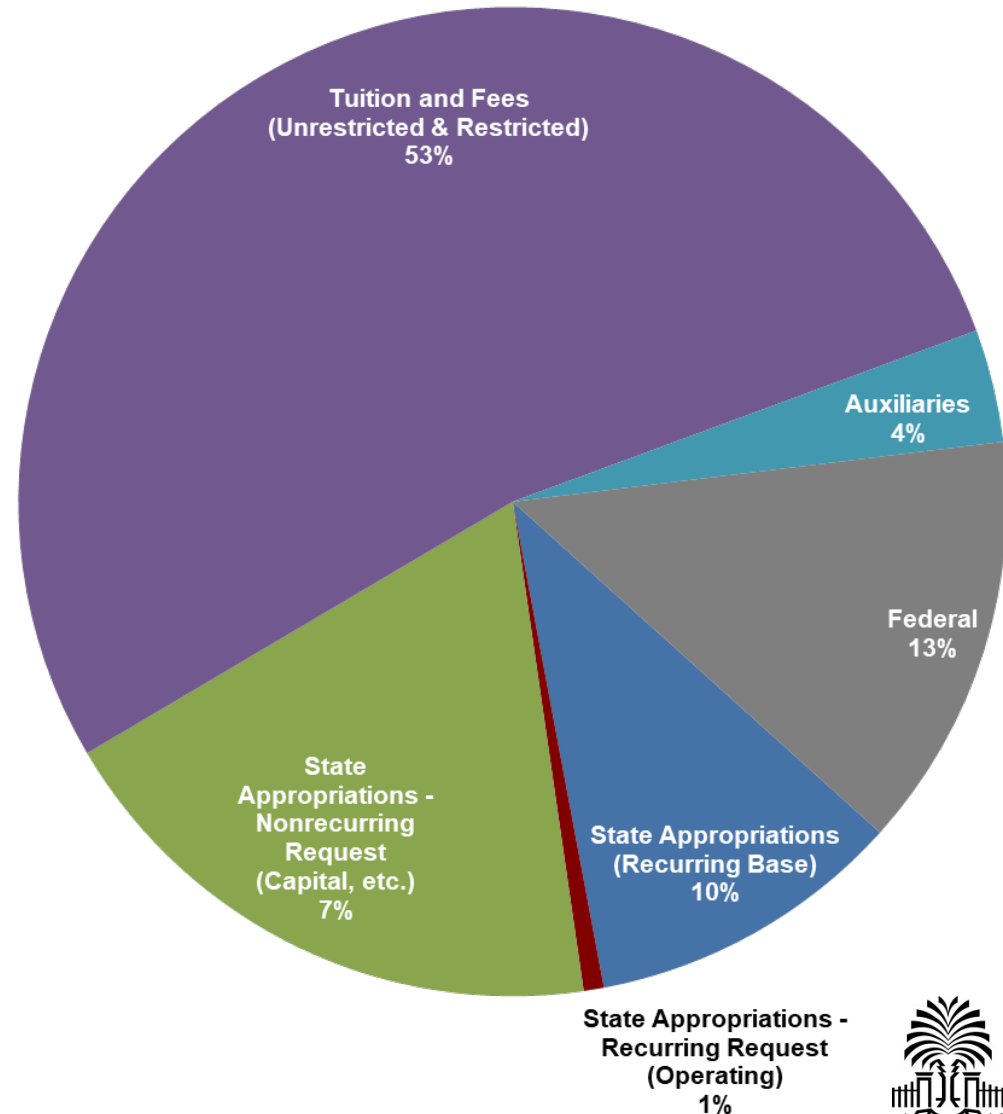
Expenditures	Carryforward from FY18	Adjustment		
		FY18	for FY19	FY19
E&G Unrestricted - From Tuition & Fee Revenue	19,036,373	50,697,109	-	50,697,109
E&G Restricted - From Tuition & Fees	421,217	13,219,862	-	13,219,862
E&G Restricted - From Federal Revenue	4,299	14,750,838	-	14,750,838
Auxiliaries	6,596,504	4,459,171	-	4,459,171
Total	26,058,394	83,126,980	-	83,126,980



USC Upstate

Estimated FY2020 Revenues

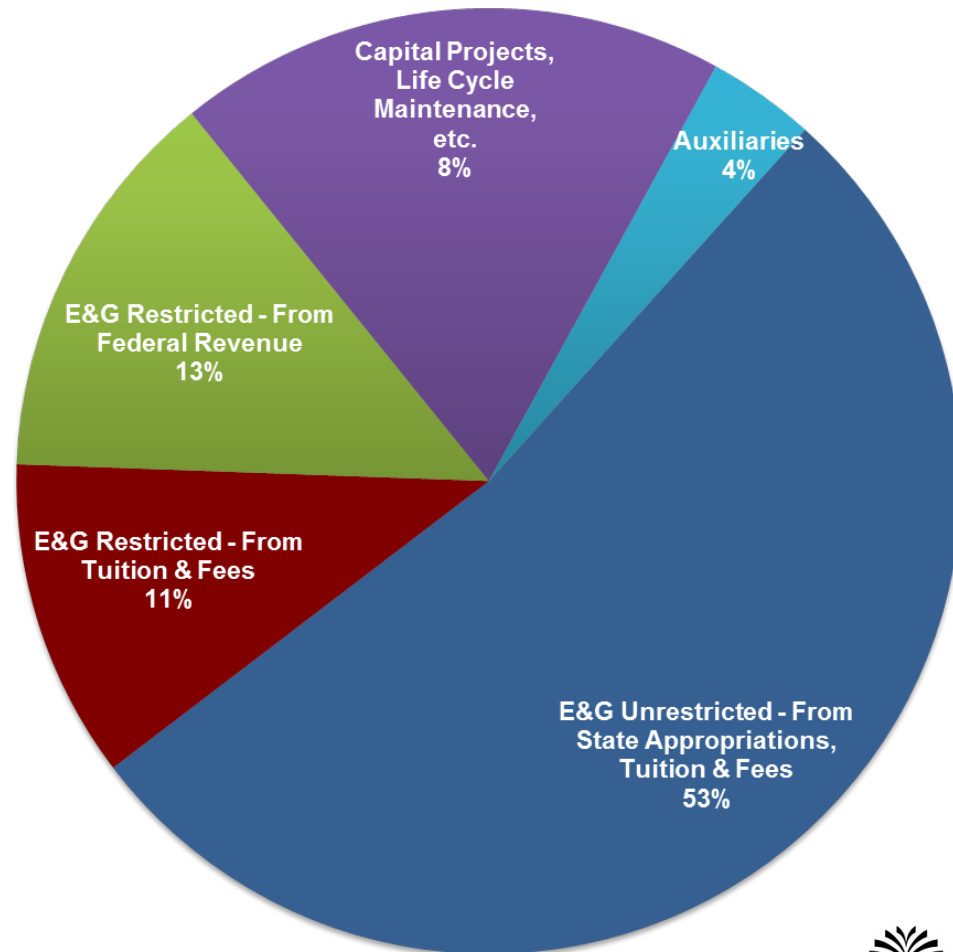
Revenues	FY 19-20
State Appropriations (Recurring Base)	12,545,716
State Appropriations - Recurring Request (Operating)	802,926
State Appropriations - Nonrecurring Request (Capital, etc.)	22,737,555
Tuition and Fees (Unrestricted & Restricted)	63,916,971
Auxiliaries	4,459,171
Federal	16,450,838
Total	120,913,177



USC Upstate

Estimated FY2020 Expenses

Expenditures	FY 19-20
E&G Unrestricted - From State Appropriations, Tuition & Fees	64,045,751
E&G Restricted - From Tuition & Fees	13,219,862
E&G Restricted - From Federal Revenue	16,450,838
Capital Projects, Life Cycle Maintenance, etc.	22,737,555
Auxiliaries	4,459,171
Total	120,913,177



USC Upstate

FY2020 State Budget Requests

Request	Recurring*	Capital/Non-Recurring
USC Upstate		
Access and Affordability for In-State Students Tuition Mitigation Funding	802,926	
Federal Funds Authorization	1,700,000	
Academic Annex (Addition to Library) & Mechanical Renovation		17,000,000
Smith Science Building Renovation & Addition		4,500,000
Exercise Science Lab		517,555
Data Analytics Lab Upfit		320,000
Upgrade and Additions to Buses		400,000
TOTAL – USC UPSTATE	2,502,926	22,737,555



USC Upstate

FY2020 State Budget Request

Recurring Appropriations

Access and Affordability for In-State Students: Tuition Mitigation Funding - \$802,926

- ❑ The top legislative priority for the University of South Carolina is passing the Higher Education Opportunity Act (HEOA).
- ❑ In the spirit of HEOA, the USC System is requesting a modest increase in recurring funding of 6.4% for FY2020, which is equivalent to early projections of growth in state revenue next year according to information presented by legislative budget experts to the Council of Presidents at its August 2018 meeting.
- ❑ Requested funds would cover only 67% of the operating portion of the anticipated inflationary and other mandated cost increases and substantially less when all funds are included.



USC Upstate

FY2020 State Budget Request

Federal Funds Authorization

Federal Funds Authorization - \$1,700,000

- Enrollment is currently tracking for 7.44% growth in FY19. Continued enrollment growth has increased the need for Federal Student Financial aid.
- Federal expenditures have increased 14.6% over the last 5 years.
- Slight increase in Federal Research dollars.



USC Upstate

FY2020 State Budget Request

Non-Recurring Appropriations

Academic Annex (Addition to Library) & Mechanical Renovation - \$17,000,000

- Addition of instructional space and faculty offices. Fall 2016 CHE facilities data notes Upstate had committed 43.7% of assignable space to instruction. (Highest in the state.)
- HVAC replacement, roof replacement and evaluation of new fire sprinkler system.

Smith Science Building Renovation & Addition - \$4,500,000

- Construct a new addition adjacent to the existing science building and renovate existing space to increase research/teaching lab space and add classrooms.
- Additional teaching laboratory space is needed in order to accommodate increasing numbers of students taking courses in the Division of Natural Sciences and Engineering.

Exercise Science Lab - \$517,555

- The request for funding the technology and lab equipment is a one-time request to build out an exercise science lab for enhanced and necessary experiential learning.
- Upstate is relocating this academic program to a +6,000 sqft building to accommodate the growth of the program.

Data Analytics Lab Upfit - \$320,000

- Masters in Data Analytics began Fall 2019. Request is to build a data center for experiential learning.
- Data Analytics lab will help facilitate leveraging massive stores of data in a variety of sectors to help turn data into useful information that will help everyone from corporate administration to researchers make better decisions.

Upgrade and Additions to Buses - \$400,000

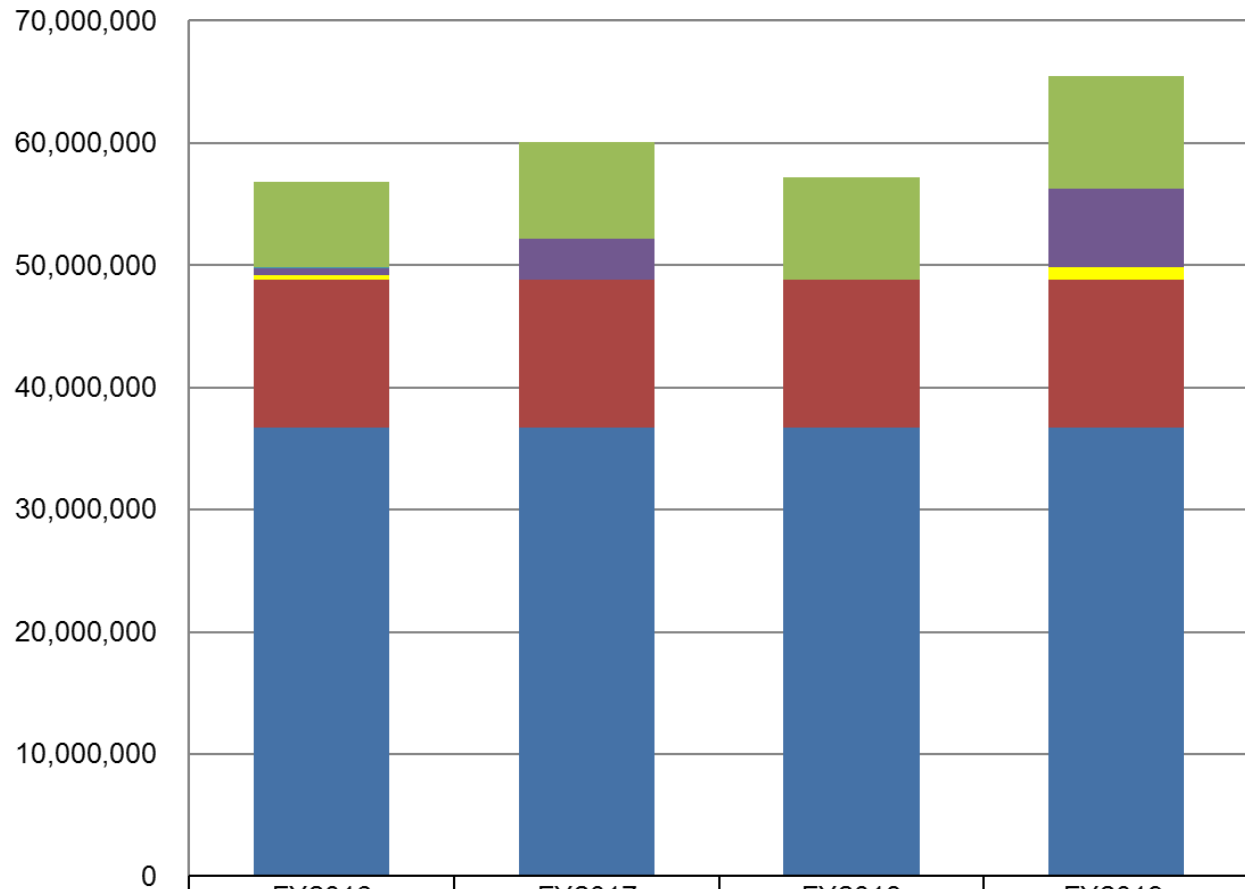
- Two 29-passenger mini-buses and one coach bus.
- Variety of travel needs including transporting students between main campus and downtown Spartanburg, transporting students between off campus housing and main campus, and transporting student athletes.





UNIVERSITY OF
SOUTH CAROLINA
PALMETTO COLLEGE

USC Palmetto College State Budget History



	FY2016	FY2017	FY2018	FY2019
State Recurring	6,933,453	7,873,233	8,303,176	9,186,558
State Non-Recurring Operating	85,821	0	0	0
State Non-Recurring Capital/Special	567,000	3,350,000	0	6,450,000
Life Cycle Replacement (DM)	371,367	0	0	1,000,000
Federal Funds	12,105,157	12,105,157	12,105,157	12,105,157
Other Funds	36,738,759	36,738,759	36,738,759	36,738,759

Total

56,801,557

60,067,149

57,147,092

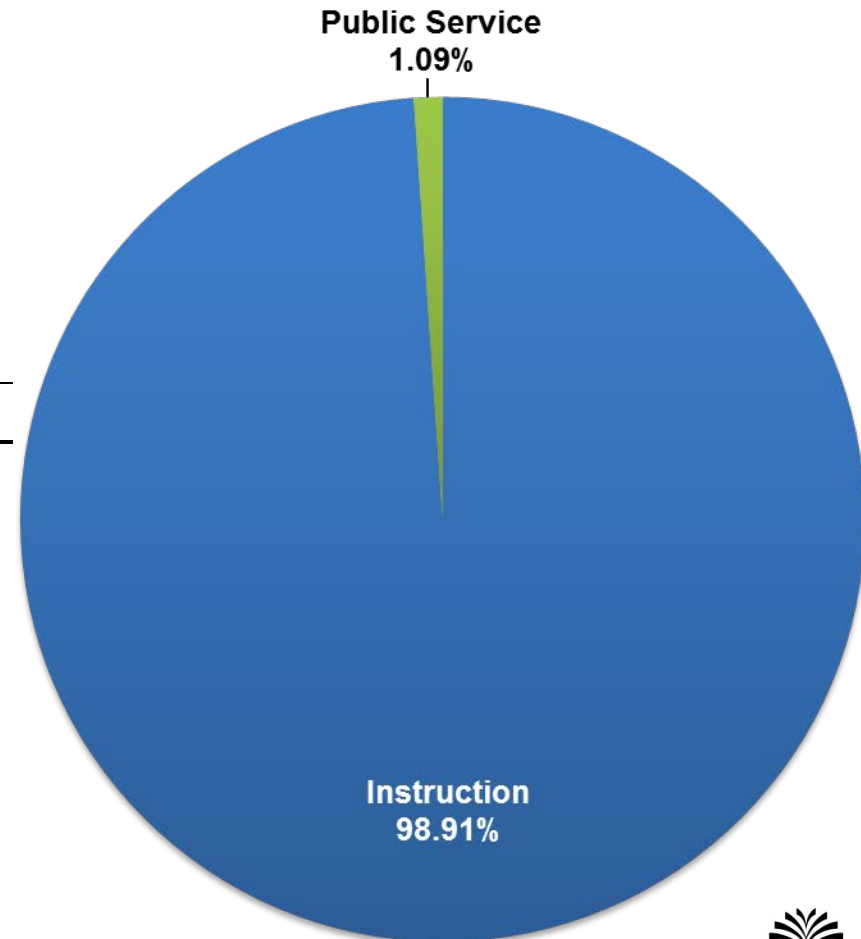
65,480,474



USC Palmetto College

FY2019 State Appropriation Detail

Classified Positions	702,301
Unclassified Positions	6,452,950
Fringe Benefits	1,930,847
Salkehatchie Leadership Institute	100,460
Total USC Palmetto College	9,186,558



USC Palmetto College Total Current Funds

USC Palmetto College Budget FY2018-2019 Revenues

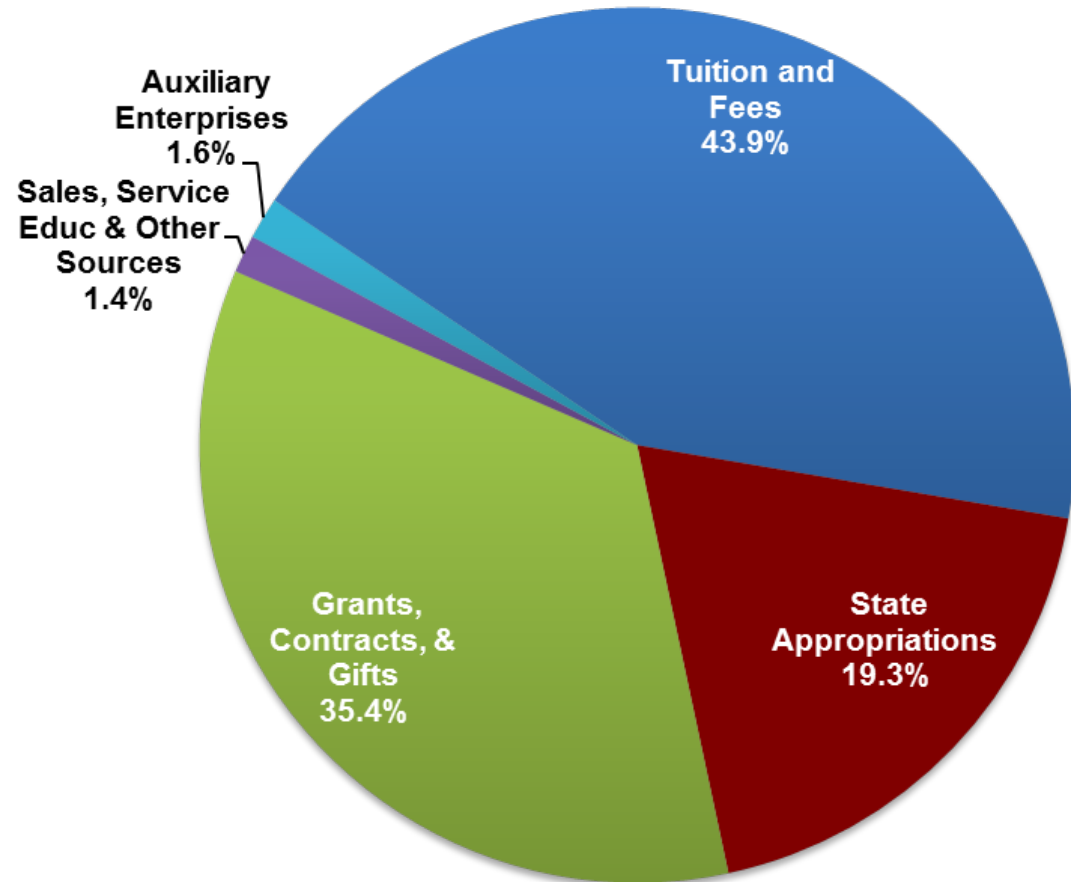
Unrestricted Funds

Education & General	\$	35,354,544
Auxiliaries	\$	815,720
Unrestricted Total	\$	36,170,264

Restricted Funds

Education & General	\$	16,721,960
Auxiliaries	\$	-
Restricted Total	\$	16,721,960
Contribution to Fund Balance	\$	(773,047)

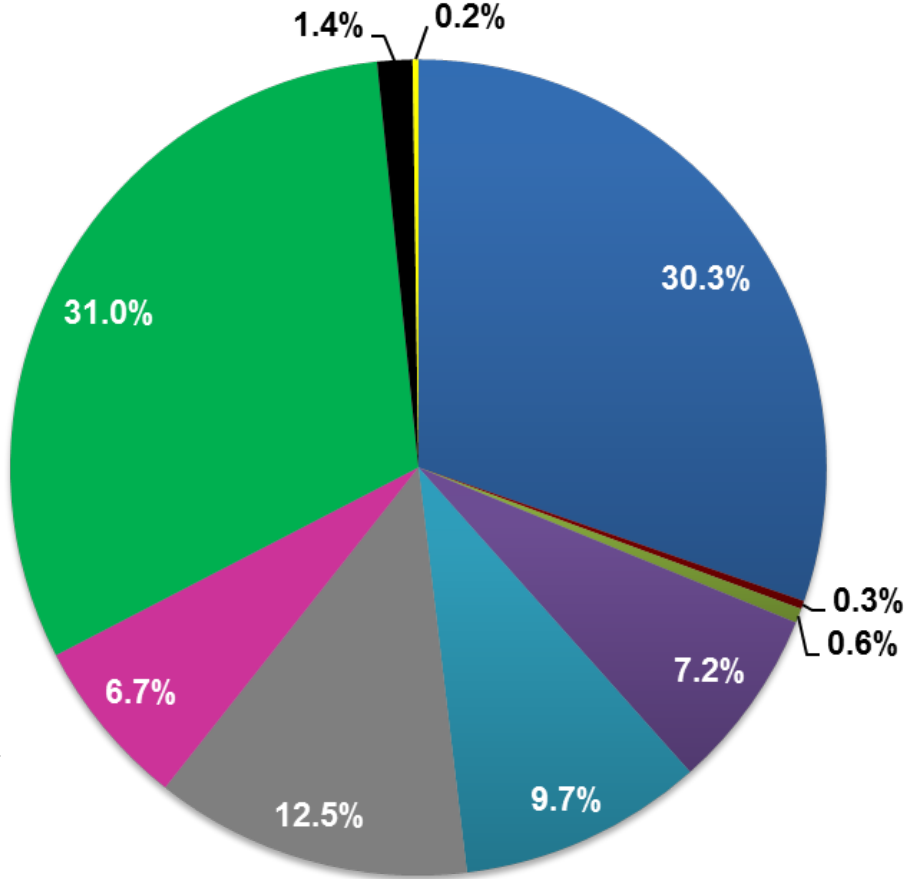
TOTAL SOURCES \$ 52,119,177



USC Palmetto College Total Current Funds

USC Palmetto College Budget FY2018-2019 Expenditures

Instruction	\$ 15,800,100
Research	\$ 170,394
Public Service	\$ 296,232
Academic Support	\$ 3,753,278
Student Services	\$ 5,048,687
Institutional Support	\$ 6,540,920
Operation and Maintenance of Plant	\$ 3,513,362
Scholarships and Fellowships	\$ 16,153,373
Auxiliary Enterprises	\$ 725,500
Transfers	\$ 117,331
TOTAL EXPENDITURES	\$ 52,119,177



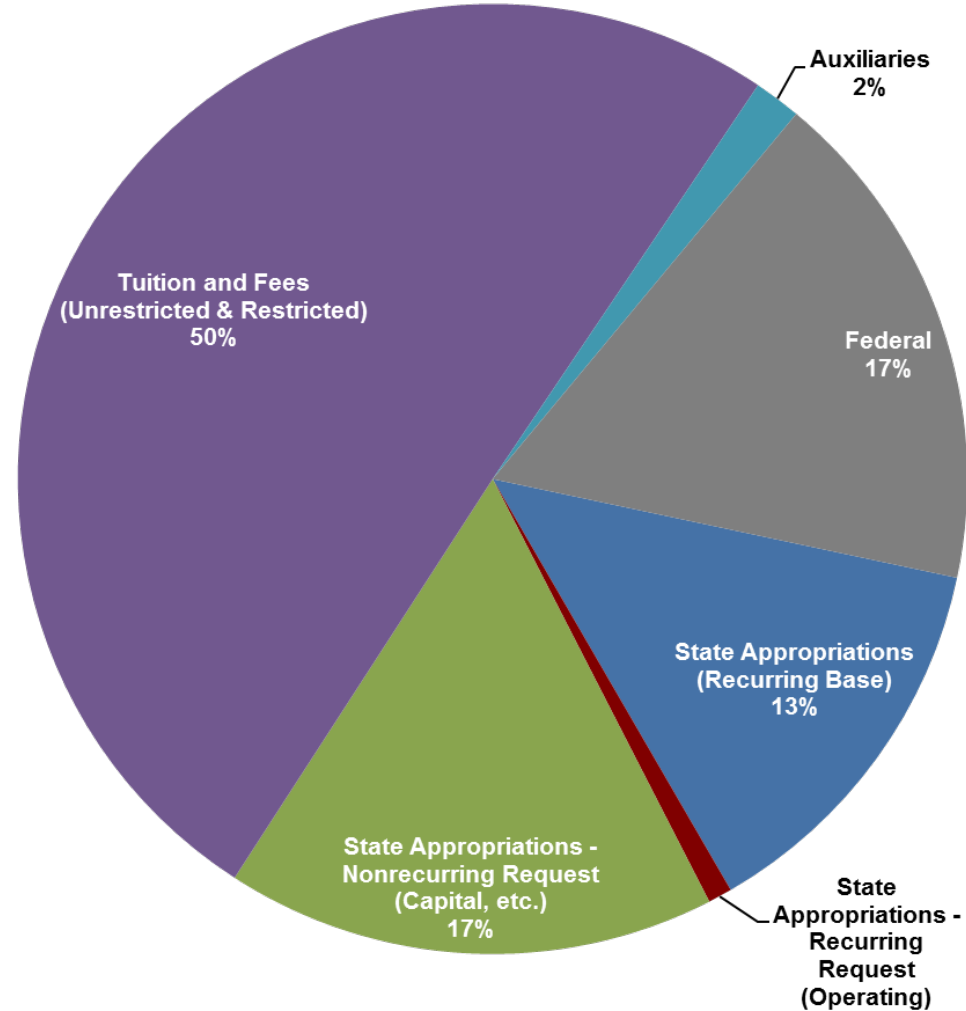
- Instruction
- Research
- Public Service
- Academic Support
- Student Services
- Institutional Support
- Operation and Maintenance of Plant
- Scholarships and Fellowships
- Auxiliary Enterprises
- Transfers



USC Palmetto College

Estimated FY2020 Revenues

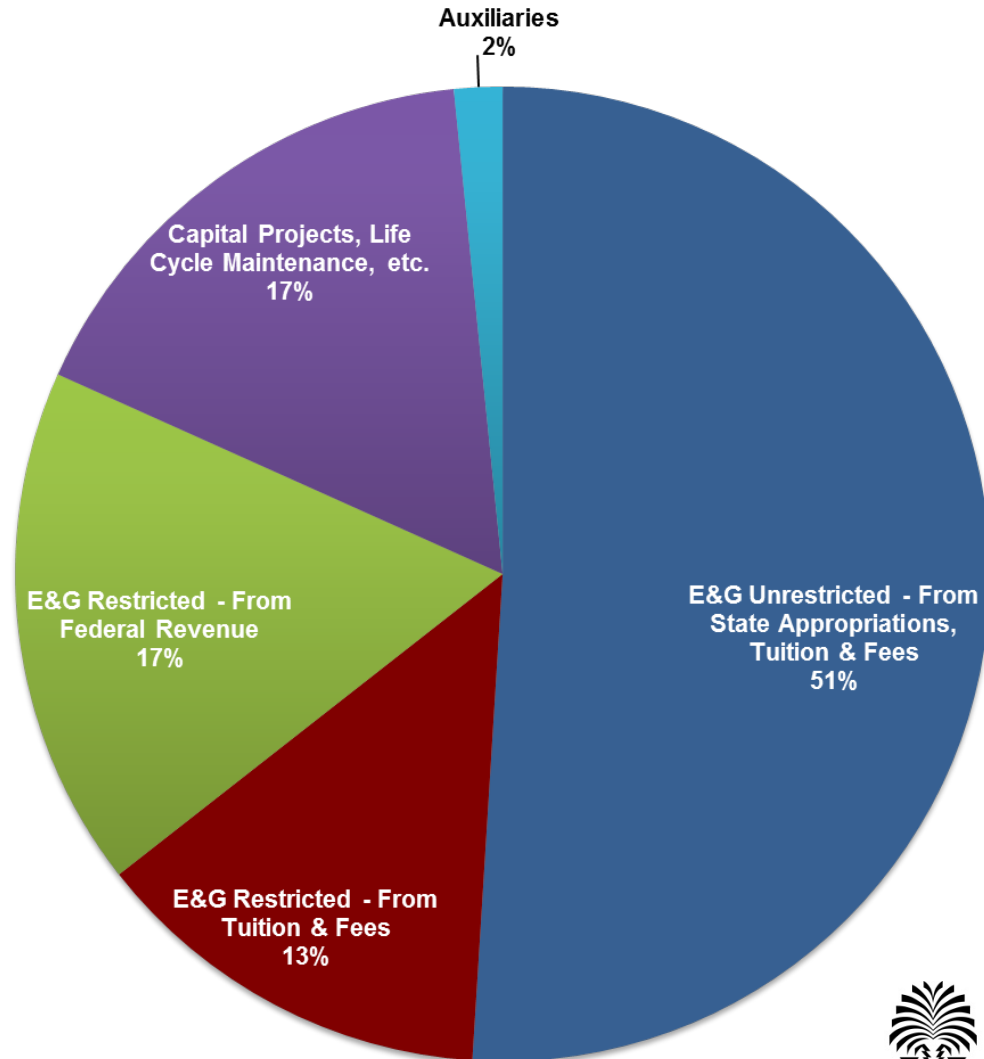
Revenues	FY 19-20
State Appropriations (Recurring Base)	9,545,558
State Appropriations - Recurring Request (Operating)	587,939
State Appropriations - Nonrecurring Request (Capital, etc.)	11,971,500
Tuition and Fees (Unrestricted & Restricted)	36,090,746
Auxiliaries	1,148,013
Federal	12,405,157
Total	71,748,913



USC Palmetto College

Estimated FY2020 Expenses

Expenditures	FY 19-20
E&G Unrestricted - From State Appropriations, Tuition & Fees	36,583,954
E&G Restricted - From Tuition & Fees	9,640,289
E&G Restricted - From Federal Revenue	12,405,157
Capital Projects, Life Cycle Maintenance, etc.	11,971,500
Auxiliaries	1,148,013
Total	71,748,913



USC Palmetto College

FY2020 State Budget Request

Request	Recurring*	Capital/Non-Recurring
USC Palmetto College		
Access and Affordability for In-State Students Tuition Mitigation	587,939	
Federal Funds Authorization	300,000	
Other Funds Authorization	500,000	
Palmetto College Facility Renovations & Upgrades (CPIP)		5,150,000
Palmetto College Life Cycle Maintenance		6,096,500
Campus Technology		125,000
USC Lancaster Indian Land Program		500,000
USC Lancaster Engineering Study for New Campus Entrance		100,000
TOTAL – USC PALMETTO COLLEGE	1,387,939	11,971,500

*Total Other Funds Authorization request of \$37,238,759 includes reinstatement of FY19 authorization of \$36,738,759 and FY20 additional request of \$500,000 for USC Union.



USC Palmetto College

FY2020 State Budget Request

Recurring Appropriations

Access and Affordability for In-State Students: Tuition Mitigation Funding - \$587,939

- ❑ The top legislative priority for the University of South Carolina is passing the Higher Education Opportunity Act (HEOA).
- ❑ In the spirit of HEOA, the USC System is requesting a modest increase in recurring funding of 6.4% for FY2020, which is equivalent to early projections of growth in state revenue next year according to information presented by legislative budget experts to the Council of Presidents at its August 2018 meeting.
- ❑ The request includes the following Regional Colleges:

USC Lancaster	\$179,047
USC Salkehatchie	\$128,761
USC Sumter	\$213,477
USC Union	\$66,654
- ❑ The requested funds cover only the operating portion of the anticipated mandated increases. All funds requirements will exceed the amount of the budget request at most campuses.



USC Palmetto College

FY2020 State Budget Request

Federal & Other Funds Authorization

Federal Funds Authorization - \$300,000

- Enrollment is currently tracking for 13.94% growth in FY19. Continued enrollment growth has increased the need for Federal Student Financial aid.
- Federal expenditures have increased 8.5% over the last 5 years.
- Slight increase in Federal Research dollars.

Other Funds Authorization - \$500,000

- Union requests to increase authorization to accommodate continued growth.
- Enrollment increases have required the hiring of additional faculty and other support services staff.
- Union has experienced double digit percent enrollment growth for two years straight including 10.96% growth during FY18.



USC Palmetto College

FY2020 State Budget Request

Non-Recurring Appropriations

Palmetto Colleges Facility Renovations and Upgrades (CPIP) - \$5,150,000

- USC Salkehatchie - \$1,700,000** - Renovate Student Commons and Conference Center to create additional classroom, office and meeting space on the Walterboro Campus.
- USC Sumter - \$2,250,000** - Renovate Science Building.
- USC Union - \$1,200,000** - Renovate Truluck Gymnasium to support the current NJCAA sports programs.

Palmetto Colleges Life Cycle Maintenance - \$6,096,500

- USC Lancaster - \$2,000,000** - Renovations for Bradley Building, Starr Hall, Hubbard Hall and Gregory Center.
- USC Salkehatchie - \$1,391,500** - Roof and HVAC replacements, Parking lot resurfacing.
- USC Sumter - \$1,345,000**- Roof and HVAC replacements, Window replacement and Chiller replacement.
- USC Union - \$1,360,000**- Renovations for library, Science and Nursing buildings.

Campus Technology - \$125,000

- USC Salkehatchie - \$85,000**- Update campus Wi-Fi.
- USC Sumter - \$40,000**- Network infrastructure upgrade.

USC Lancaster Indian Land Program - \$500,000

- Expansion of course offerings in the Indian Land area to capitalize on the fastest growing community in South Carolina.
- Funding request include facility up-fits, classroom configuration, technology, furnishings, equipment and parking improvements.

USC Lancaster Engineering Study for New Campus Entrance - \$100,000

- Create a dedicated entrance on Hwy 521.
- Funding request is to initiate engineering study for new access road to campus.

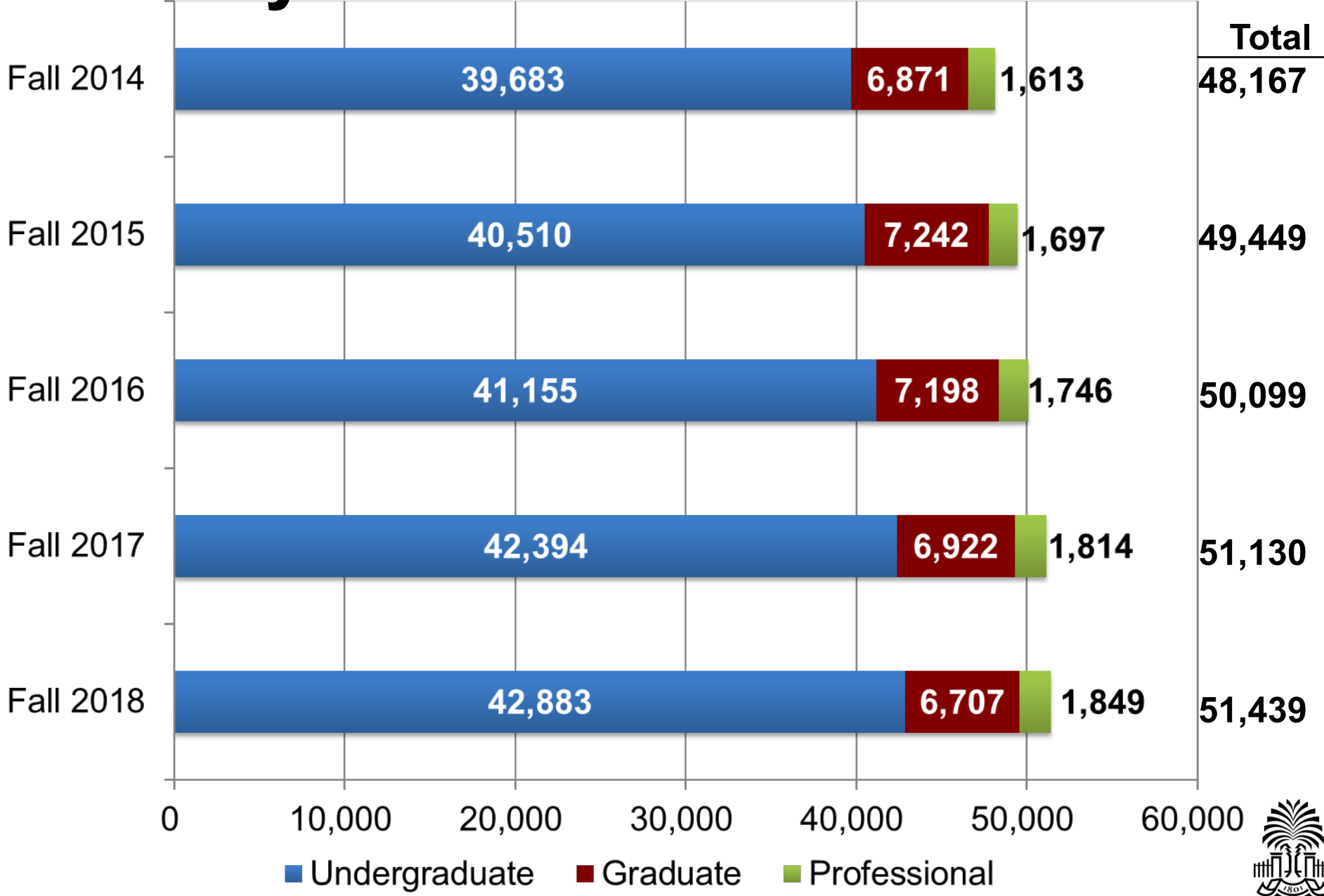




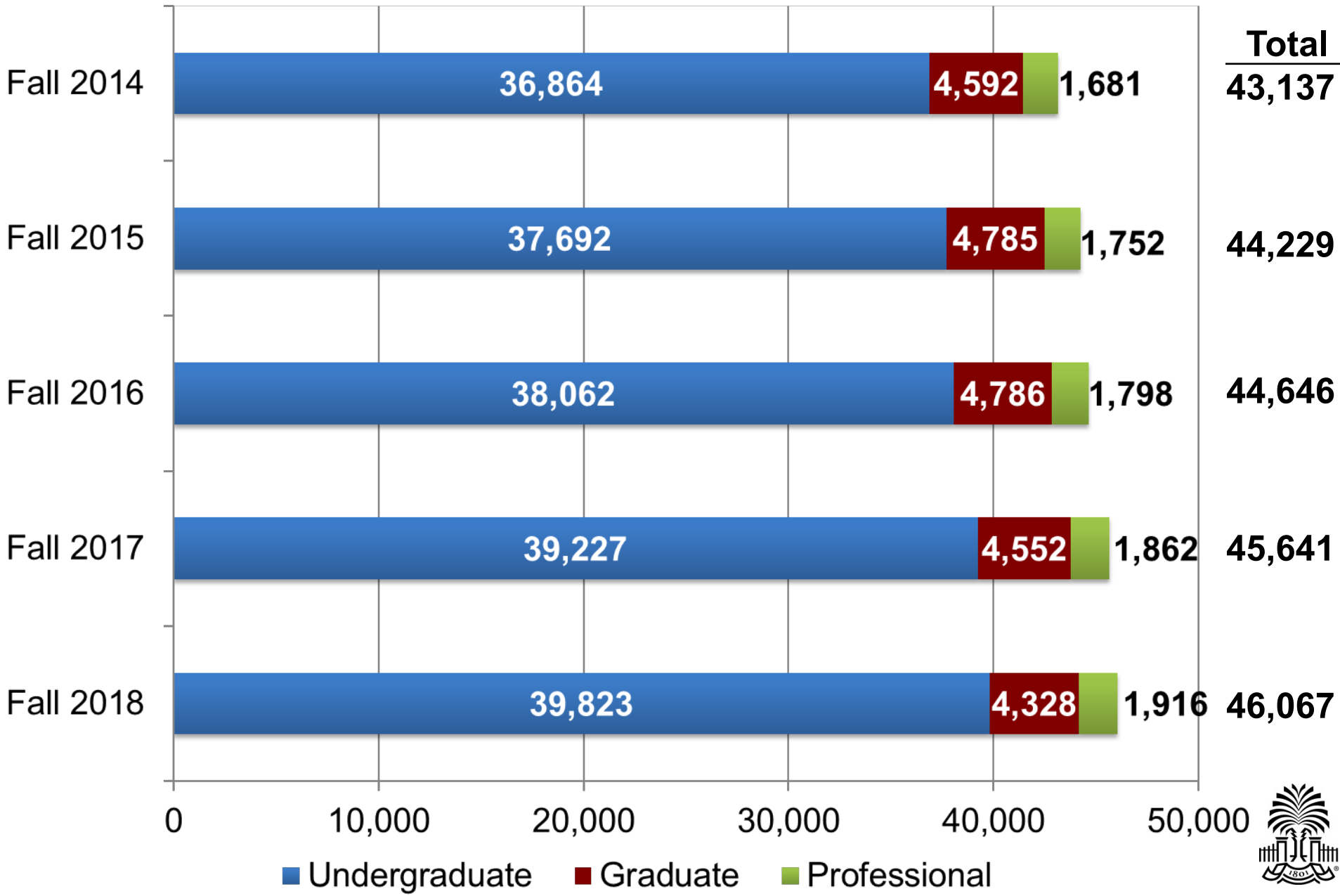
UNIVERSITY OF
SOUTH CAROLINA

Appendix

USC System Headcount Enrollment



USC System FTE Enrollment



USC System Cost Factors

Compensation and Fringe Benefits

- 70% of USC operating expenses
- Increases include cost of living, health insurance, & retirement
- Academic labor market
- Increased faculty hiring to support increased enrollment
- Faculty startup costs

Student Success Initiatives

- Advising
- Career Services
- Academic and supplemental instructional support
- Student resources – enrollment management, financial aid, registrar

Inflationary Costs

- Utilities
- Libraries
- Goods & services

Capital Planning

- Facilities routine maintenance
- Capital renewal
- Accommodating changing student needs

Information technology

- Academic and Research computing
- Administrative computing



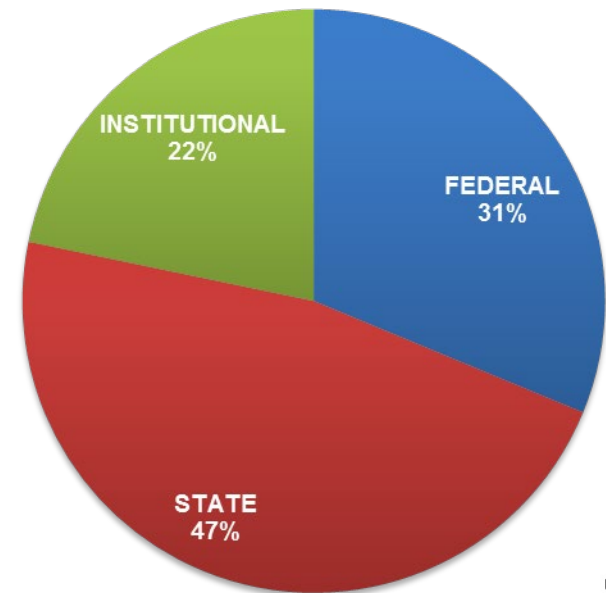
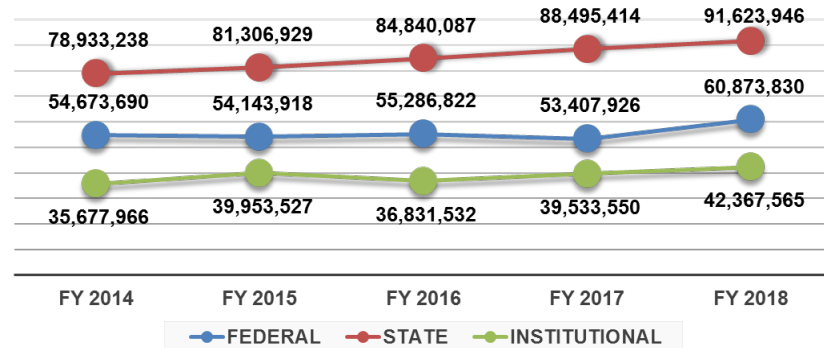
USC System FY2018 Scholarships and Grants

FEDERAL	# Students	Dollars
Pell Grant	12,928	57,140,500
SEOG Grant	1,966	2,124,802
Other	240	1,608,528
FEDERAL TOTALS	15,134	60,873,830

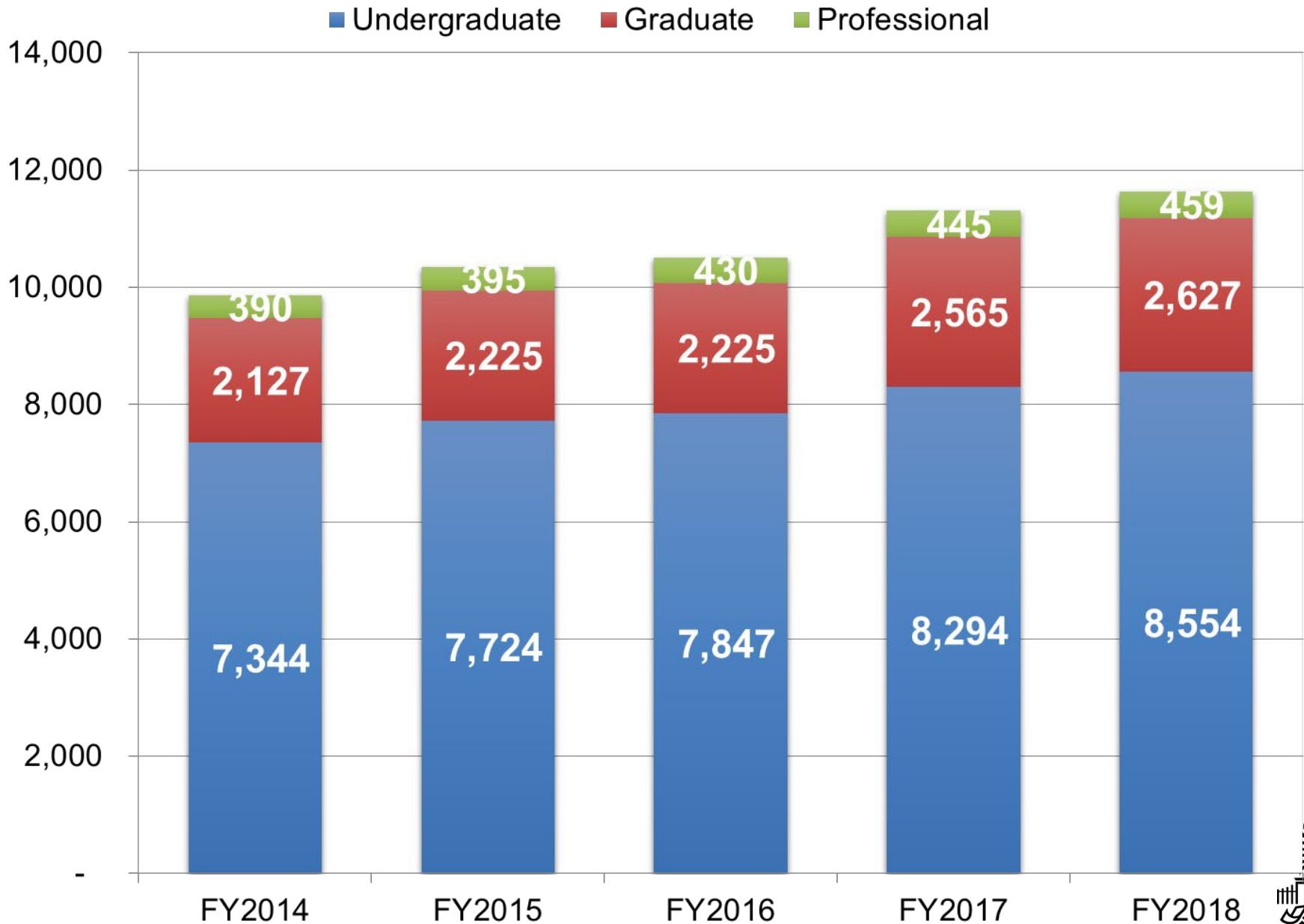
STATE	# Students	Dollars
LIFE Scholarship	11,184	54,192,469
LIFE Scholarship Enhancement	2,194	5,310,588
Palmetto Fellows Scholarship	2,178	15,460,269
Palmetto Fellows Scholarship Enhancement	848	2,057,485
HOPE Scholarship	793	1,995,700
SC Needs Based Grant	3,673	6,776,879
National Guard Grant	140	545,447
State Voc Rehab	58	140,735
SC Lottery Tuition Assistance Program	3,493	3,518,239
STATE TOTALS	24,857	91,623,946

INSTITUTIONAL	# Students	Dollars
General University Scholarships	11,905	23,508,859
University Need-Based Grants	951	3,296,577
Departmental Scholarships	3,683	5,954,544
Athletic Grants-in-Aid	850	9,607,585
INSTITUTIONAL TOTALS	17,389	42,367,565

TOTAL SCHOLARSHIP AND GRANT AID	57,380	194,865,341
--	---------------	--------------------



USC System Degrees Awarded



USC System Bond Indebtedness

Location of Indebtedness	Amount Outstanding
<u>Columbia</u>	
State Institution Bonds - Columbia	\$ 144,407,000
State Institution Bonds - School of Medicine	2,625,000
Athletic Facilities Revenue Bonds	178,200,000
Revenue Bonds - Housing	128,225,000
Revenue Bonds - Parking	9,450,000
Revenue Bonds - Academic	<u>55,920,000</u>
Subtotal	518,827,000
<u>USC Aiken</u>	
State Institution Bonds	\$ 6,083,000
Revenue Bonds - Housing	<u>19,005,000</u>
Subtotal	25,088,000
<u>USC Upstate</u>	
State Institution Bonds	\$ 11,870,000
Revenue Bonds - Housing	26,325,000
Revenue Bonds - Bookstore	<u>3,615,000</u>
Subtotal	41,810,000
<u>USC Beaufort</u>	
State Institution Bonds	\$ 1,970,000
Total Outstanding as of June 30, 2018	
	\$ 587,695,000



USC System Employees

	Columbia w/ SOMs	Aiken	Beaufort	Upstate	Palmetto College	System Total
Total Employees	14,044	965	499	1,386	712	17,606
Total Payroll - \$	\$524,809,442	\$24,580,449	\$15,877,486	\$37,520,594	\$19,262,530	\$622,050,501
Full Time Faculty	1,781	165	94	238	126	2,404
Part Time Faculty	658	134	70	235	135	1,232
Faculty Subtotal	2,439	299	164	473	261	3,636
Full Time Staff	3,887	178	134	285	132	4,616
Part Time Staff	1,876	101	45	178	129	2,329
Staff Subtotal	5,763	279	179	463	261	6,945
Graduate Assistants	2,397	18	0	7	1	2,423
Reg Student Assts	3,022	314	147	399	102	3,984
College Work Study	423	55	9	44	87	618
Student Employee Subtotal	5,842	387	156	450	190	7,025
Overall Total	14,044	965	499	1,386	712	17,606



FY2019 USC System Employee FTE

Type	State	Federal	Other	Total
Columbia				
Authorized	2,689.38	115.91	2,277.16	5,082.45
Filled	2,687.53	74.39	1,949.61	4,711.53
Vacant	1.85	41.52	327.55	370.92
Aiken				
Authorized	155.88	0.67	220.71	377.26
Filled	155.88	0.00	140.43	296.31
Vacant	0.00	0.67	80.28	80.95
Beaufort				
Authorized	51.49	0.25	194.10	245.84
Filled	51.49	1.00	154.80	207.29
Vacant	0.00	(0.75)	39.30	38.55
Upstate				
Authorized	184.82	2.07	329.11	516.00
Filled	184.82	0.29	266.14	451.25
Vacant	0.00	1.78	62.97	64.75
Palmetto College				
Authorized	94.90	1.46	173.32	269.68
Filled	94.90	1.46	128.78	225.14
Vacant	0.00	0.00	44.54	44.54
USC System				
Authorized	3,176.47	120.36	3,194.40	6,491.23
Filled	3,174.62	77.14	2,639.76	5,891.51
Vacant	1.85	43.22	554.64	599.72



USC System Minority Overview

ADMINISTRATION

Total Administration	82
Number Minority	13
% Minority	15.85%

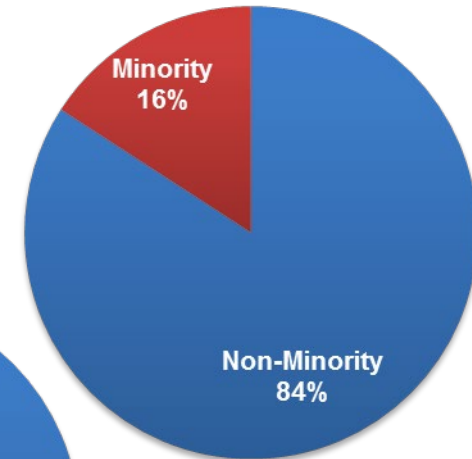
FTES

Total FTEs	9,011
Number Minority	2,389
% Minority	26.51%

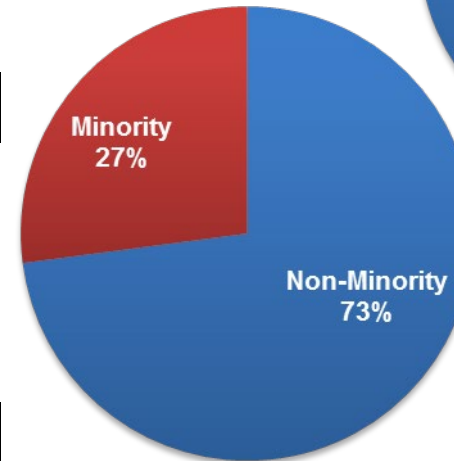
EMPLOYEES

All Employees	12,994
Number Minority	3,301
% Minority	25.40%

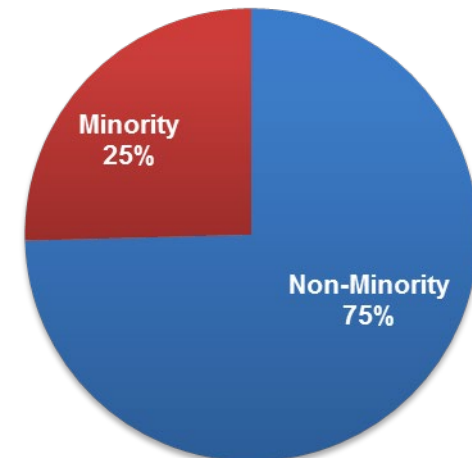
ADMINISTRATION



FTES



EMPLOYEES



USC System 4% Fee Waiver

I. Governing Legislation/USC System Policy

South Carolina Code of Laws: Section 59-101-620

USC System Policy: BUSF 4.04

II. Summary

Legislation/policy allows institutions of higher education to offer educational fee waivers of up to 4% of the undergraduate students or in an amount based on 4% of the prior year's tuition revenue.

III. Purpose

The use of tuition awards is for the following purposes: to enable the campus to have a more direct influence of the diversity of the student body profile; to enroll academically talented students and students with special talents; and/or to meet student's financial need or to recognize student's contributions to the University.

IV. Special Treatment for USC System Comprehensive and Regional Colleges

Recipients of the 4% fee waiver at Comprehensive Institutions may include non-resident students and high school concurrent students. The combination of tuition award plus waived fees may not be greater than the differential between tuition rates for residents and non-residents. No more than one-half of the 4% calculation may be awarded to non-resident students.

V. Threshold Calculation (Equivalent Method - Per Policy BUSF 4.04)



USC System Abatements

Abatements provide an avenue, through strategic leveraging of discount rates, to recruit and retain high caliber non-resident undergraduate students to the University of South Carolina.

The State of South Carolina requires or allows several abatements through state law.

This includes

- Active Duty Military
- Certain Military Dependents
- Academic Common Market
- Sister-State
- International Agreements
- American Legion Scholars
- Reciprocal Exchanges

Students who receive institutional abatements possess academic, athletic, or musical talents to enhance the campus and community.

USC Columbia uses a tiered tuition structure for non-resident scholarship students with different discount rates. This has been intentionally developed over time to compete for high caliber students while maximizing net tuition revenue.

At USC Columbia, the non-resident student population subsidizes the cost of education for South Carolina residents.

Moody's Investor Services reports the USC discount rate as 35.5%, a reduction from 42.6% in 2010. This is an intentional effort to boost the net tuition revenue from non-resident students.



USC System

4% Fee Waiver & Abatements

Class	FY2016			FY2017			FY2018		
	# Students	Resident	Non-Resident	# Students	Resident	Non-Resident	# Students	Resident	Non-Resident
4% Fee Waivers									
Freshmen	1,058	996	62	3,213	3,112	101	1,318	1,187	131
Sophomore	592	568	24	1,164	1,129	35	652	620	32
Junior	1,503	1,438	65	1,013	962	51	1,553	1,497	56
Senior	1,614	1,567	47	1,321	1,273	48	1,621	1,558	63
Other	67	66	1	69	69	0	63	63	0
Total	4,834	4,635	199	6,780	6,545	235	5,207	4,925	282
Abatements - Full									
Freshmen	849	3	846	1,333	55	1,278	1,411	2	1,409
Sophomore	742	0	742	1,146	49	1,097	1,131	1	1,130
Junior	716	0	716	981	48	933	1,012	0	1,012
Senior	927	1	926	1,284	53	1,231	1,268	1	1,267
Other	2,794	583	2,211	2,734	119	2,615	2,548	391	2,157
Total	6,028	587	5,441	7,478	324	7,154	7,370	395	6,975
Abatements - Partial									
Freshmen	1,433	0	1,433	1,072	42	1,030	948	0	948
Sophomore	835	0	835	607	23	584	653	0	653
Junior	765	0	765	502	24	478	537	0	537
Senior	603	0	603	618	32	586	657	0	657
Other	348	0	348	380	19	361	316	0	316
Total	3,984	0	3,984	3,179	140	3,039	3,111	0	3,111



USC System

Merit Scholarship Awards

Award Type	# Awards	Total Dollars	Minimum Value	Maximum Value
General University Scholarships	14,335	\$23,670,935	\$25	\$20,100
Lottery-Funded Scholarships for Resident Students	15,084	\$78,199,011	\$1,400	\$10,000
Columbia Departmental Scholarships	4,169	\$6,085,708	\$20	\$29,341
Upstate Foundation Scholarships	73	\$92,947	\$250	\$3,500

More detailed information regarding individual scholarship criteria within each category may be found at the following sites:

https://www.sc.edu/about/offices_and_divisions/financial_aid/scholarships/index.php

<https://www.uscupstate.edu/admissions-and-financial-aid/financial-aid/university-scholarships/>

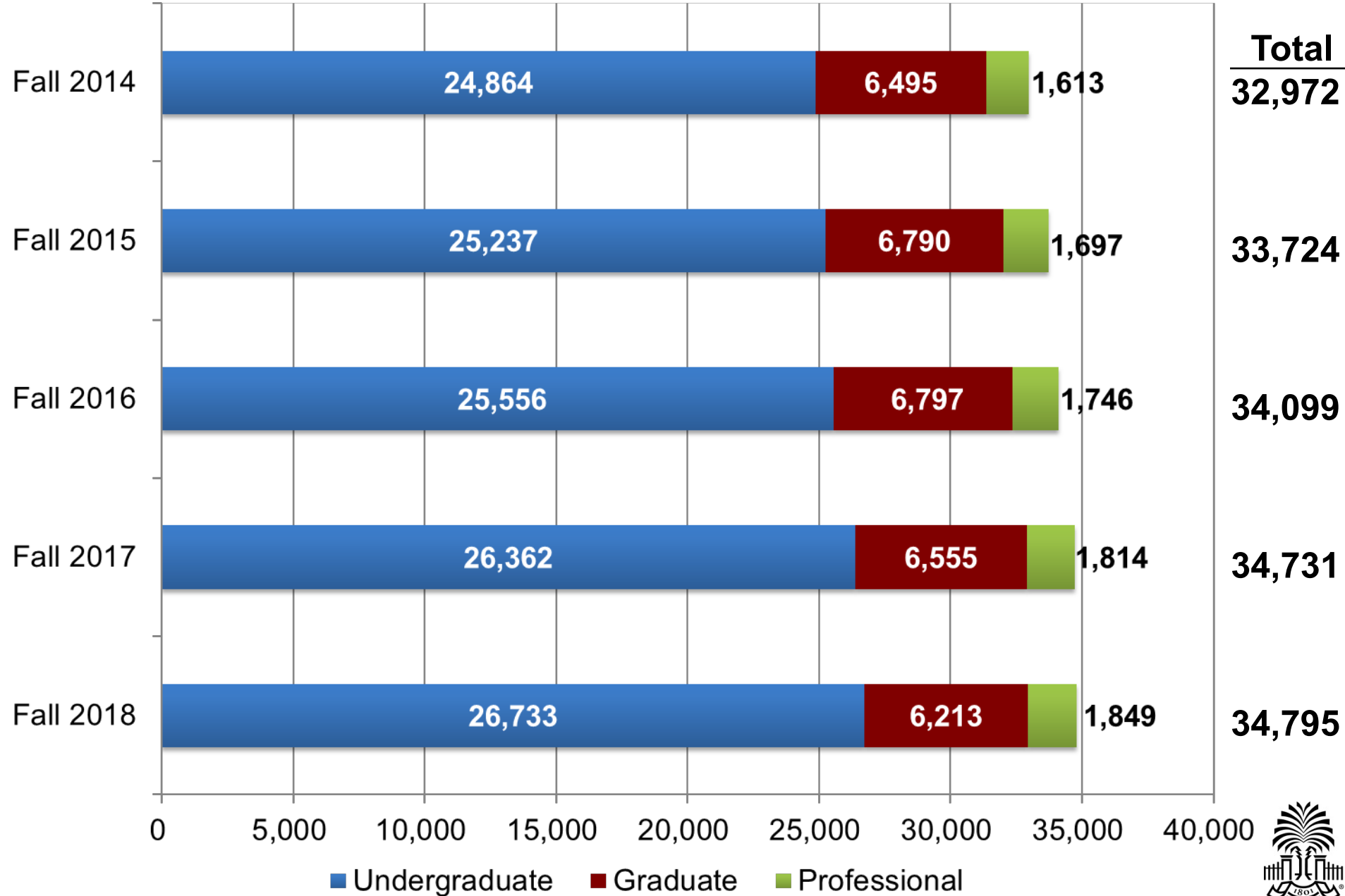
<https://www.uscupstate.edu/admissions-and-financial-aid/financial-aid/foundation-scholarships/>



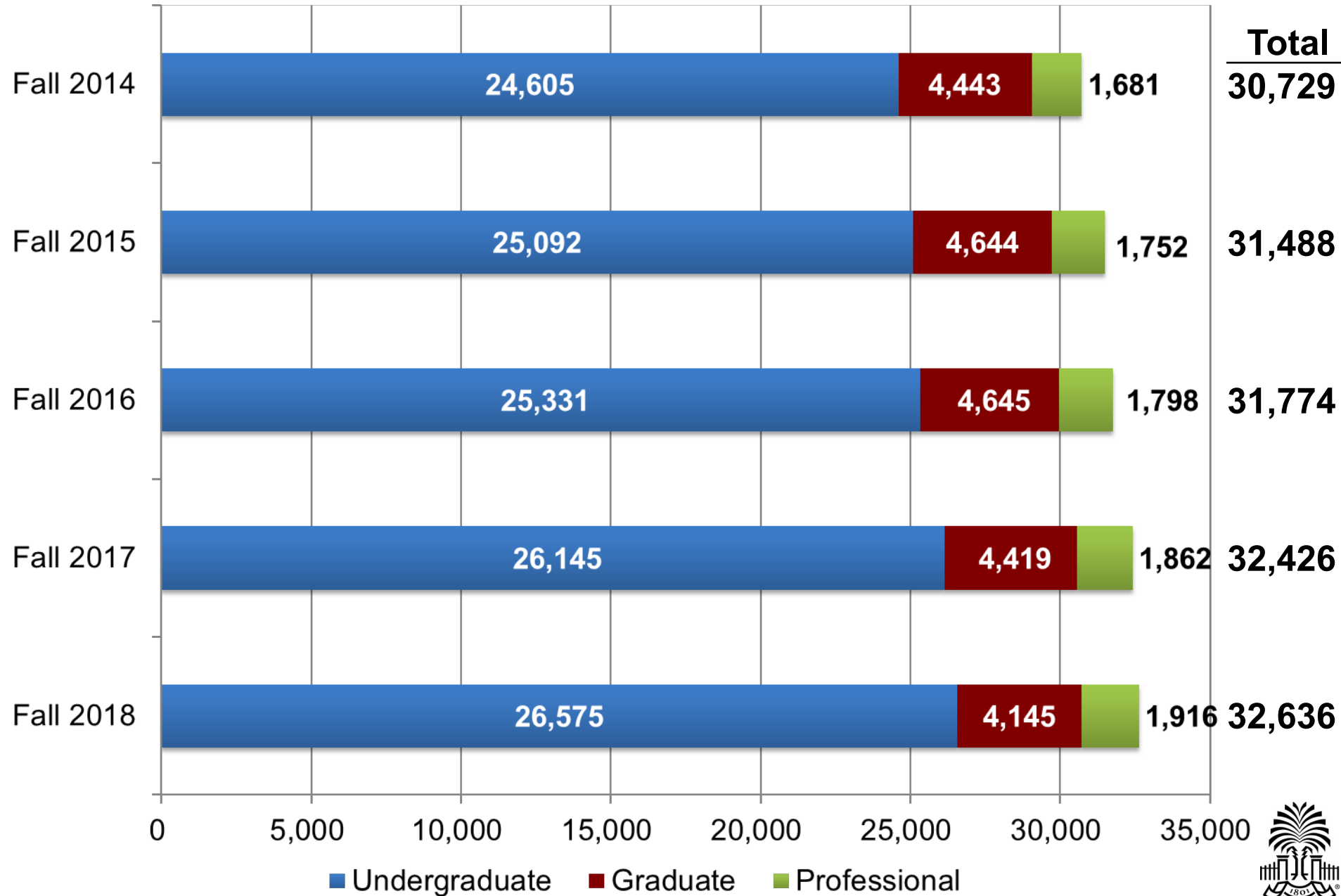


UNIVERSITY OF
SOUTH CAROLINA

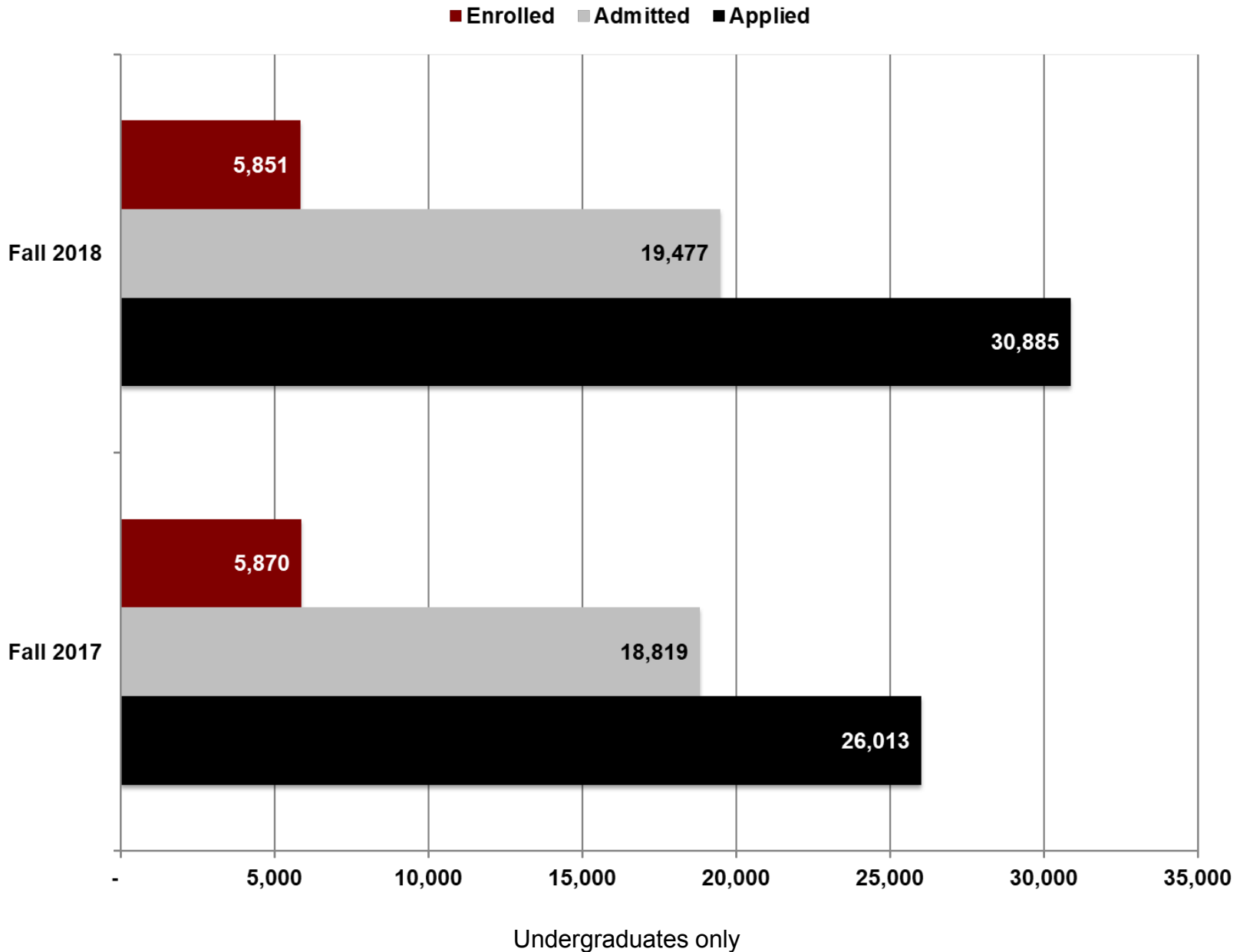
USC Columbia Headcount Enrollment



USC Columbia FTE Enrollment



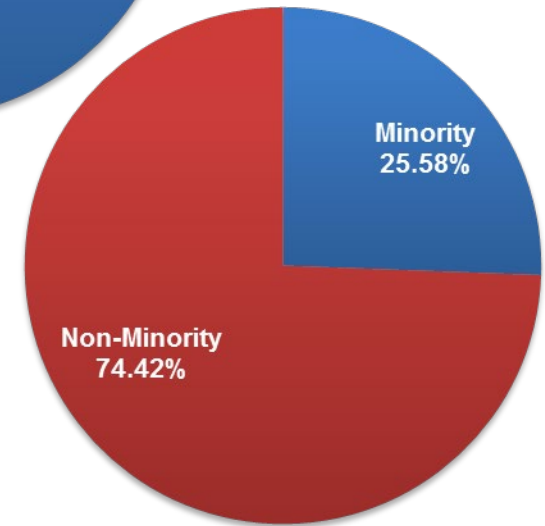
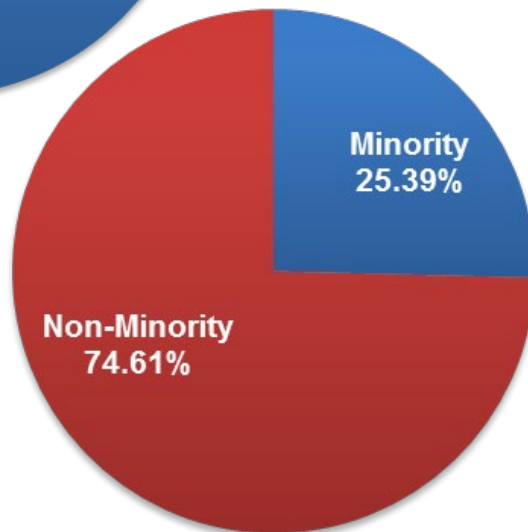
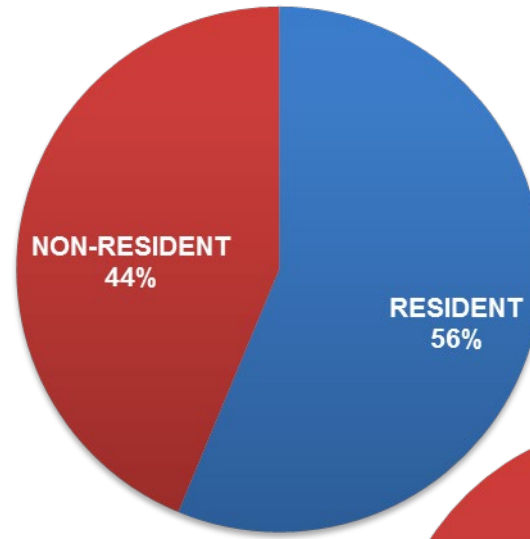
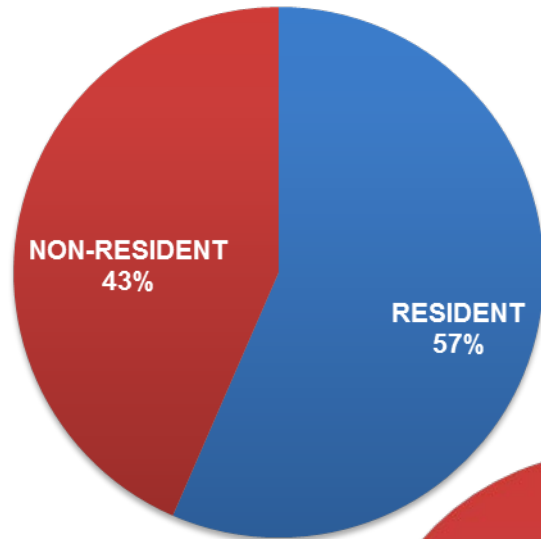
USC Columbia Enrollment Summary



USC Columbia Enrollment Summary

Fall 2017

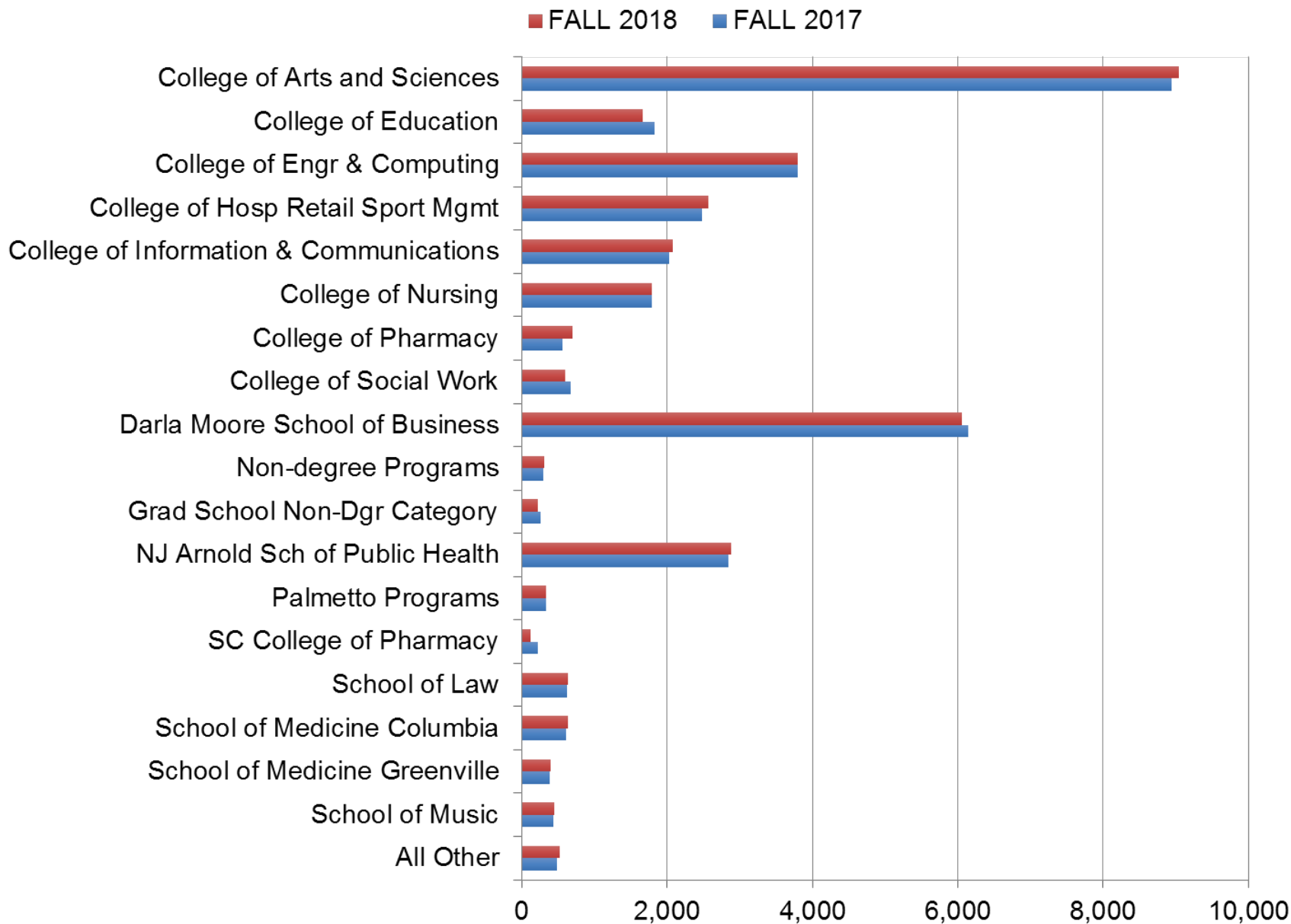
Fall 2018



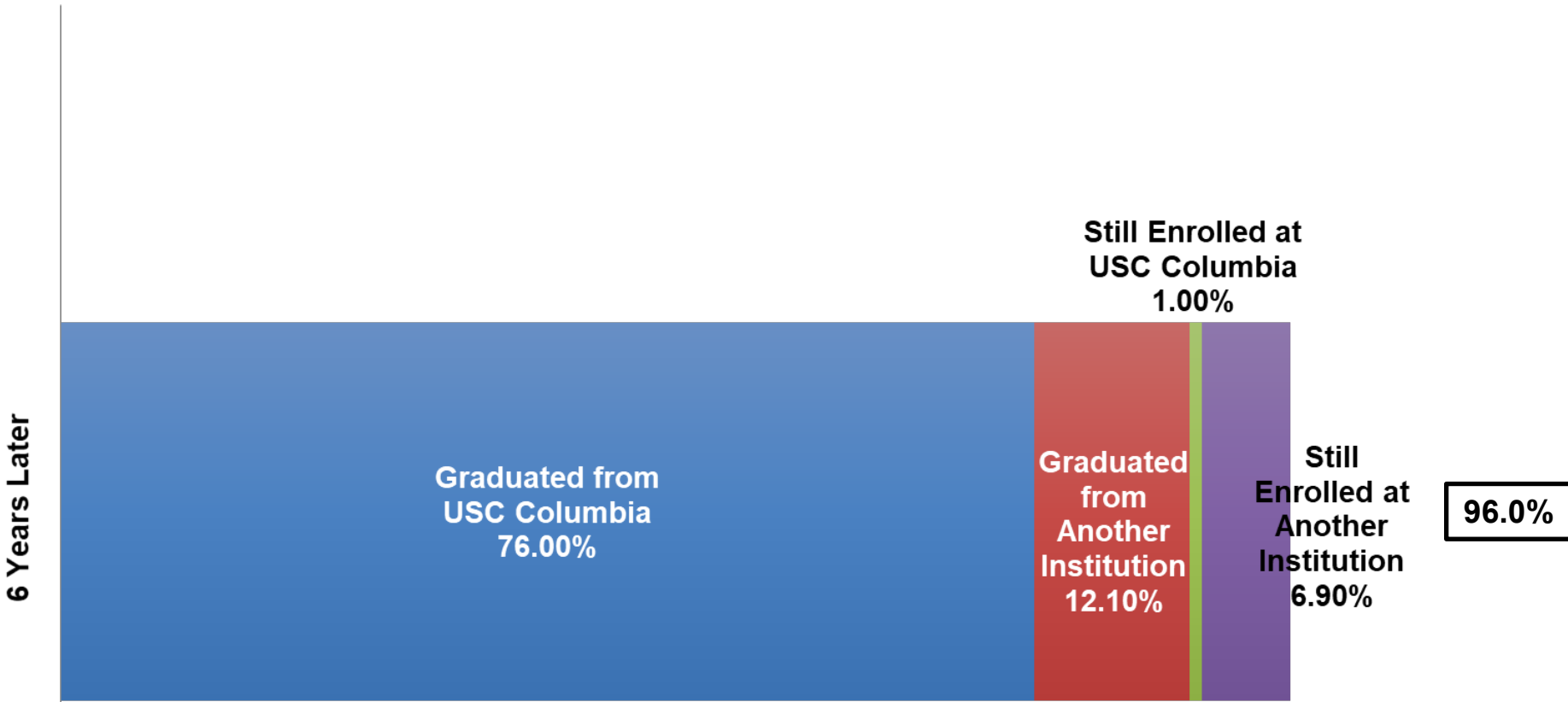
Residency based on student's legal residency. Non-resident includes student with residency exceptions such as academic common market, military, veterans and their dependents, and reciprocity agreements.



USC Columbia Enrollment by College



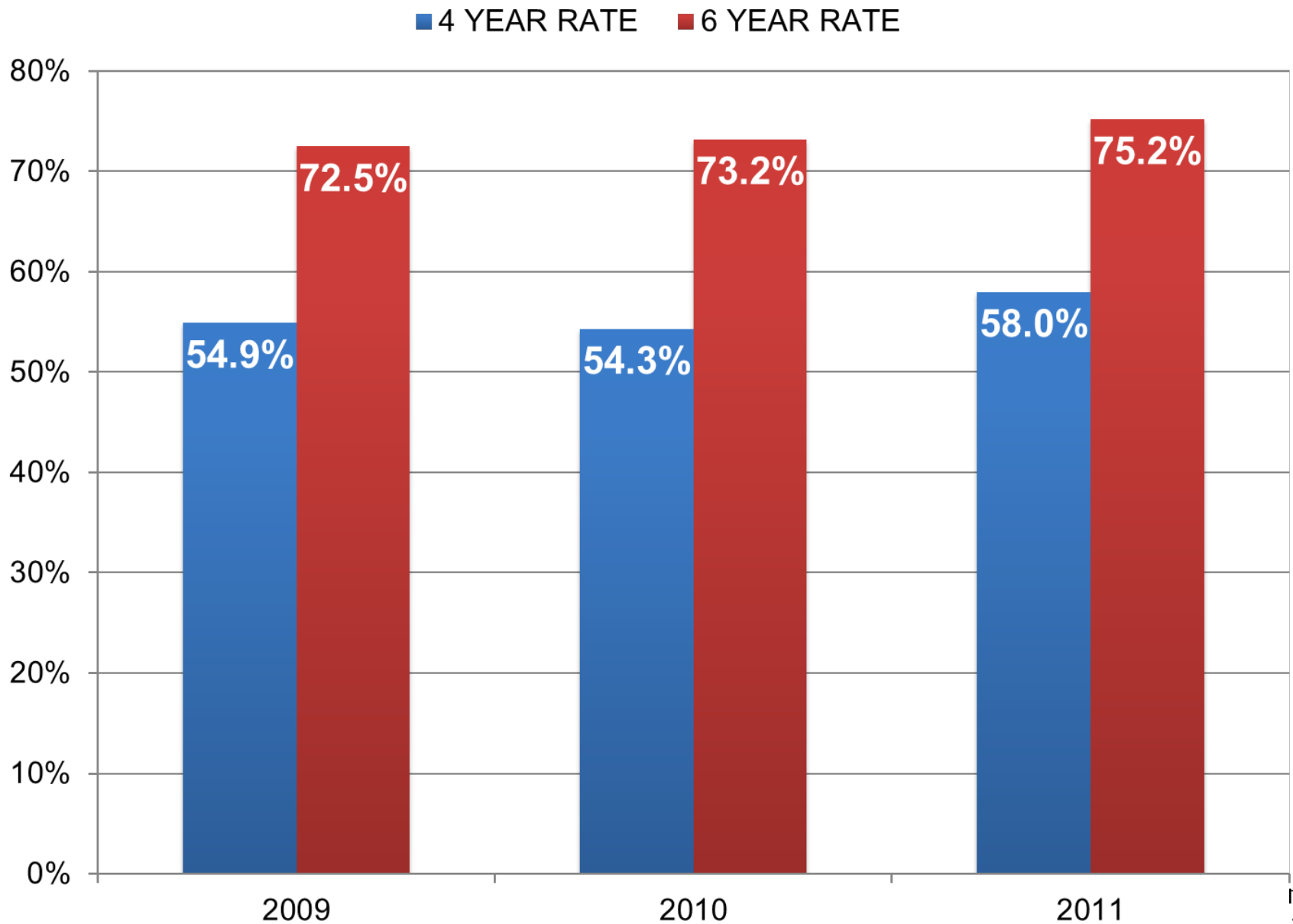
USC Columbia Success Rate



299,729	# of Alumni
175,895	# of Alumni in SC

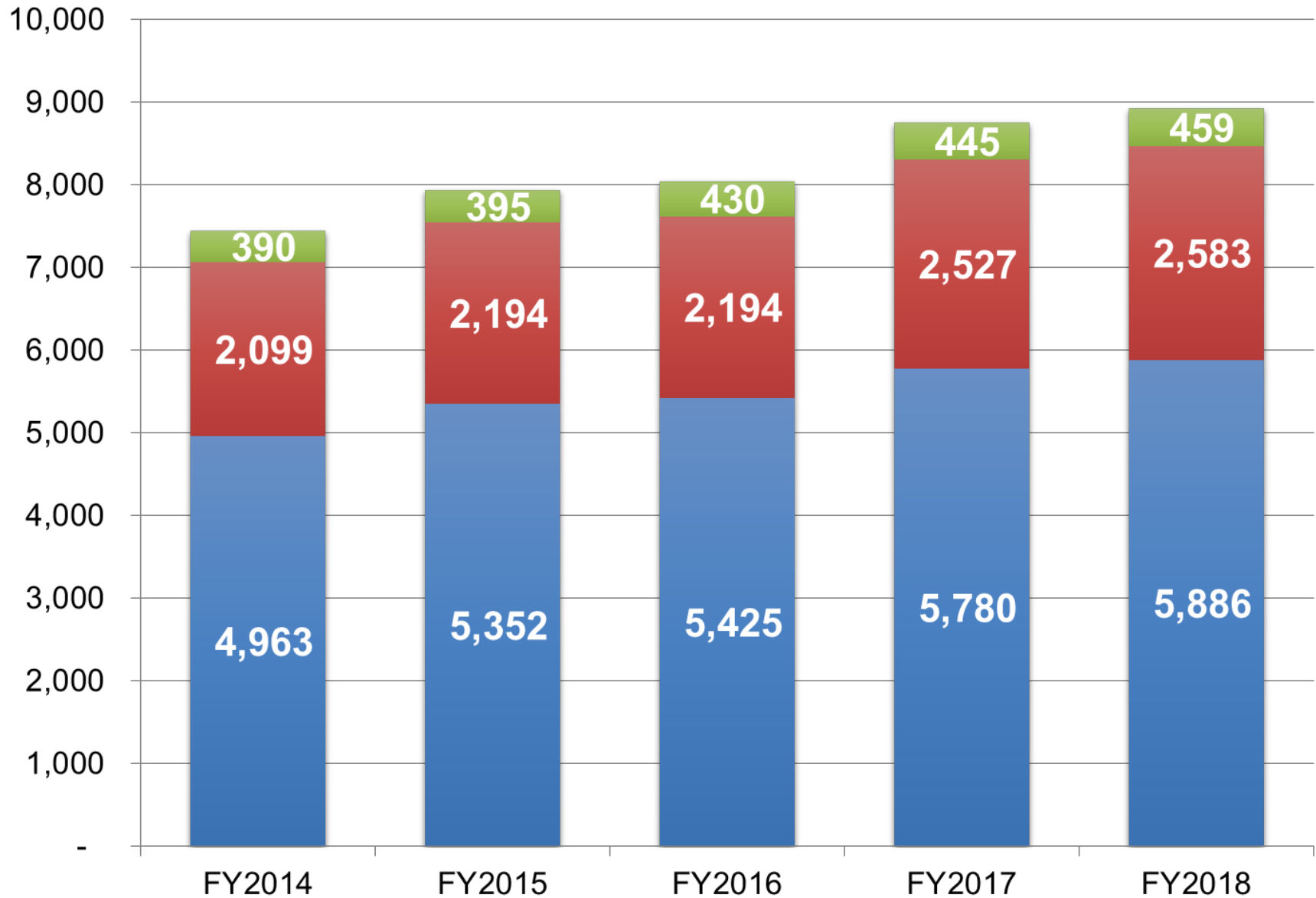


USC Columbia Graduation Rate

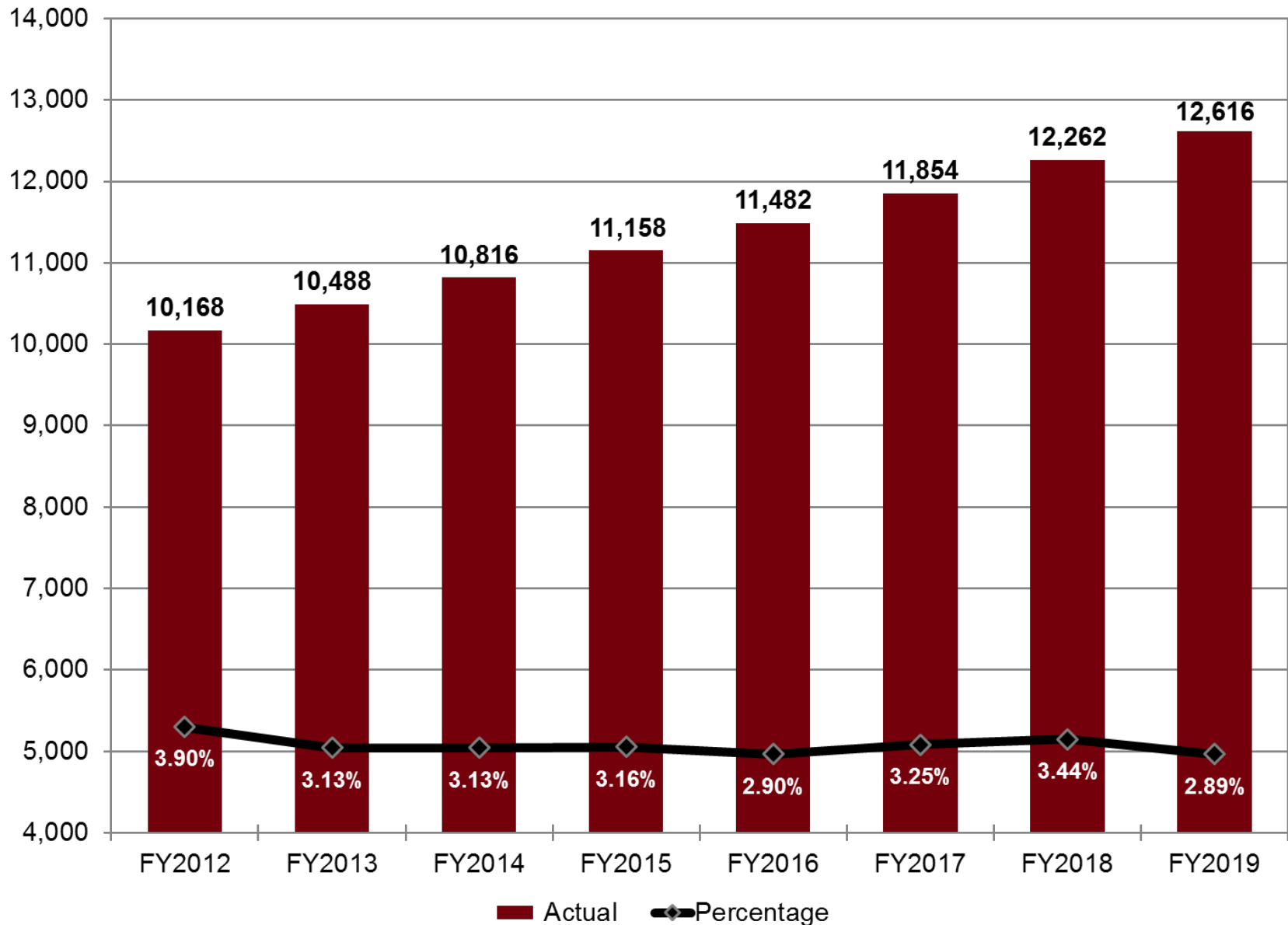


USC Columbia Degrees Awarded

■ Undergraduate ■ Graduate ■ Professional



USC Columbia In-State Undergraduate Tuition & Required Fees



USC Columbia

Resident Undergraduate Tuition & Fees per Semester

STUDENT/RESIDENCY STATUS	2017-2018	\$	
		Change	2018-2019
Required Tuition and Fees:			
I. Total Resident Undergraduate Tuition			
-Educational & General	5,061.50	165.00	5,226.50
-Bond Debt Service	319.50	0.00	319.50
-Renovation Reserve	40.00	0.00	40.00
-Transportation Fee	28.00	0.00	28.00
-Wellness Center	105.00	0.00	105.00
-Student Activities	87.00	0.00	87.00
-Student Health Center	184.00	6.00	190.00
-Computer Fee	40.00	0.00	40.00
-Student Union	10.00	5.00	15.00
-Student Recreation	4.00	1.00	5.00
-Athletics Activity	52.00	0.00	52.00
Total Resident Undergraduate Tuition	5,931.00	177.00	6,108.00
II. Technology Fee	200.00	0.00	200.00
Total Required Tuition and Fees	6,131.00	177.00	6,308.00



USC Columbia

Non-Resident Undergraduate Tuition & Fees per Semester

STUDENT/RESIDENCY STATUS	2017-2018	\$	
		Change	2018-2019
Required Tuition and Fees:			
I. Total Non-Resident Undergraduate Tuition			
-Educational & General	14,615.50	456.00	15,071.50
-Bond Debt Service	815.50	0.00	815.50
-Renovation Reserve	40.00	0.00	40.00
-Transportation Fee	28.00	0.00	28.00
-Wellness Center	105.00	0.00	105.00
-Student Activities	87.00	0.00	87.00
-Student Health Center	184.00	6.00	190.00
-Computer Fee	40.00	0.00	40.00
-Student Union	10.00	5.00	15.00
-Student Recreation	4.00	1.00	5.00
-Athletics Activity	52.00	0.00	52.00
Total Non-Resident Undergraduate Tuition	15,981.00	468.00	16,449.00
II. Technology Fee	200.00	0.00	200.00
Total Required Tuition and Fees	16,181.00	468.00	16,649.00



USC Columbia

Required Tuition & Fees per Semester for Full-time Students

Location		2017-18	2018-19	Dollar Change
Columbia				
Undergraduate				
	- Resident	6,131	6,308	177
	- Non-Resident	16,181	16,649	468
Graduate				
	- Resident	6,827	7,025	198
	- Non-Resident	14,384	14,798	414
Law				
	- Resident	12,929	13,304	375
	- Non-Resident	25,025	25,751	726
Medical School - Columbia and Greenville Campuses				
	Resident	20,730	21,342	612
	Non-Resident	43,875	43,875	0



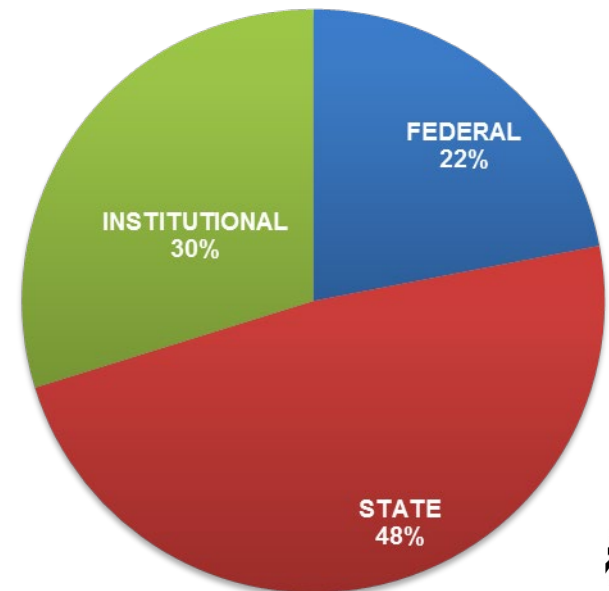
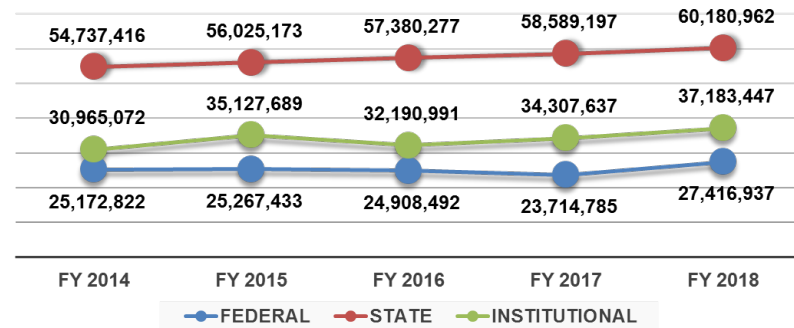
USC Columbia FY2018 Scholarships and Grants

FEDERAL	# Students	Dollars
Pell Grant	5,737	25,990,661
SEOG Grant	765	1,377,858
Other (TEACH Grant)	14	48,418
FEDERAL TOTALS	6,516	27,416,937

STATE	# Students	Dollars
LIFE Scholarship	7,147	34,547,500
LIFE Scholarship Enhancement	1,864	4,513,088
Palmetto Fellows Scholarship	2,023	14,335,669
Palmetto Fellows Scholarship Enhancement	823	1,996,235
HOPE Scholarship	120	308,000
SC Needs Based Grant	1,917	3,418,942
National Guard Grant	76	314,828
SC Teaching Fellows	135	746,700
STATE TOTALS	14,105	60,180,962

INSTITUTIONAL	# Students	Dollars
General University Scholarships	9,424	19,890,686
University Need-Based Grants	951	3,296,577
Departmental Scholarships	3,683	5,954,544
Athletic Grants-in-Aid	510	8,041,640
INSTITUTIONAL TOTALS	14,568	37,183,447

TOTAL SCHOLARSHIP AND GRANT AID	35,189	124,781,346
--	---------------	--------------------



USC Columbia Minority Overview

ADMINISTRATION

Total Administration	38
Number Minority	6
% Minority	15.79%

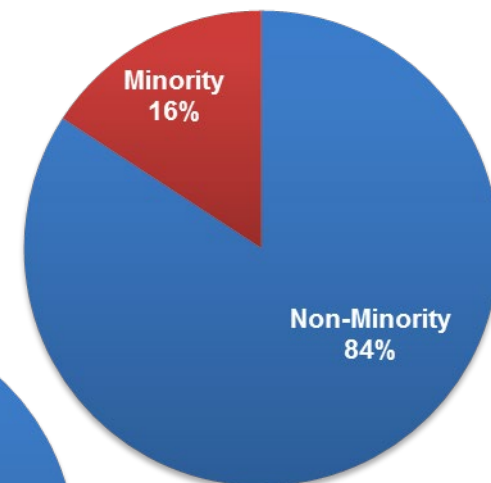
FTES

Total FTEs	7,312
Number Minority	2,047
% Minority	28.00%

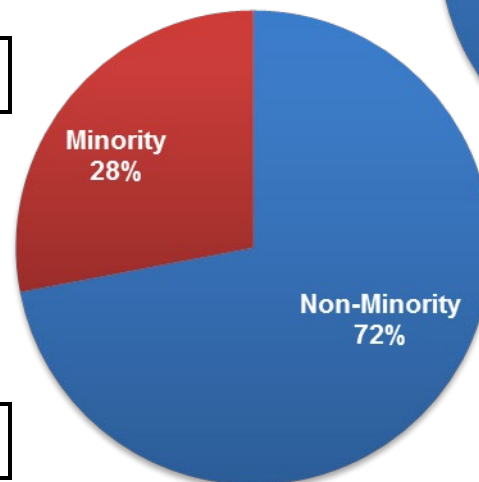
EMPLOYEES

All Employees	10,599
Number Minority	2,860
% Minority	26.98%

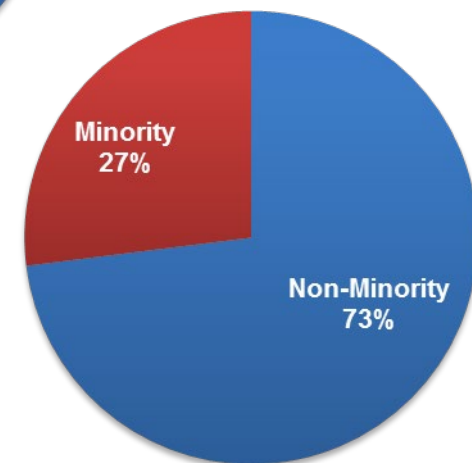
ADMINISTRATION



FTES



EMPLOYEES



USC Columbia

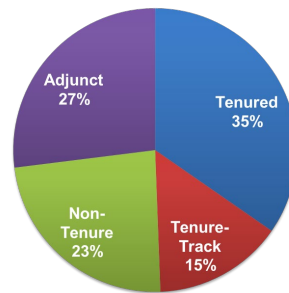
Faculty-Student Ratio

COLLEGE	RATIO
Arnold School of Public Health	1:20
College of Arts and Sciences	1:15
College of Education	1:09
College of Engineering and Computing	1:25
College of Hospitality, Retail, and Sport Management	1:39
College of Information and Communications	1:27
College of Nursing	1:18
College of Pharmacy	1:15
College of Social Work	1:13
Darla Moore School of Business	1:32
School of Law	1:11
School of Medicine-Columbia	1:05
School of Medicine-Greenville	1:14
School of Music	1:07



USC Columbia Tenured vs. Non-Tenured Faculty Overview

College	Tenured	Tenure-Track	Non-Tenure	Adjunct	Total
Arnold School of Public Health	52	37	41	20	150
College of Arts and Sciences	317	94	104	149	664
College of Education	49	33	21	83	186
College of Engineering and Computing	88	30	18	17	153
College of Hospitality, Retail, & Sport Management	32	7	21	10	70
College of Information & Communications	25	18	20	16	79
College of Nursing	11	11	32	85	139
College of Pharmacy	15	8	28	7	58
College of Social Work	14	9	12	22	57
Darla Moore School of Business	57	47	65	42	211
School of Law	27	11	9	27	74
School of Medicine-Columbia	37	9	169	51	266
School of Medicine-Greenville	4	2	16	20	42
School of Music	37	10	1	24	72
South Carolina Honors College	1	1	2	6	10
Other	79	33	17	79	208
Overall Institution	845	360	576	658	2,439



USC Columbia 4% Fee Waiver

	<u>FY2018</u>	<u>FY2019</u>
Tuition (incl mandatory tech fee)	\$5,927	6,131
Less Bond Fees	(\$440)	(\$373)
Net Tuition Less Bond per Semester	<u>\$5,487</u>	<u>\$5,759</u>

4% Fee Waiver Calculation

Fall Estimated Undergraduate Credit Hrs	380,381	392,608
Divided by Full-time Hourly Base	12	12
Fall FTE	<u>31,698</u>	<u>32,717</u>
Multiplied by Net Tuition Less Bond	\$5,487	\$5,759
"Gross Equivalent" Fall Tuition	<u>\$173,929,281</u>	<u>\$188,402,764</u>
Multiplied by 4%	4%	4%
Estimated Fall 4% Waiver (Undergraduate)	<u>\$6,957,171</u>	<u>\$7,536,111</u>
Estimated Spring Undergraduate Credit Hrs	353,754	365,125
Divided by Full-time Hourly Base	12	12
Spring FTE	<u>29,480</u>	<u>30,427</u>
Multiplied by Net Tuition Less Bond	\$5,487	\$5,759
"Gross Equivalent" Spring Tuition	<u>\$161,754,231</u>	<u>\$175,214,571</u>
Multiplied by 4%	4%	4%
Estimated Spring 4% Waiver (Undergraduate)	<u>\$6,470,169</u>	<u>\$7,008,583</u>
Estimated 4% Fee Waiver (Undergraduate)	<u>\$13,427,340</u>	<u>\$14,544,693</u>
PY Estimated 4% Fee Waiver (Undergraduate)	<u>\$12,843,739</u>	<u>\$13,427,340</u>
Estimated Increase from PY	<u>\$583,601</u>	<u>\$1,117,353</u>



USC Columbia

Fee Waivers & Abatements

Class	FY2016			FY2017			FY2018		
	# Students	Resident	Non-Resident	# Students	Resident	Non-Resident	# Students	Resident	Non-Resident
4% Fee Waivers									
Freshmen	472	469	3	983	970	13	622	614	8
Sophomore	458	455	3	922	917	5	537	533	4
Junior	1,277	1,272	5	829	826	3	1,260	1,251	9
Senior	1,404	1,397	7	1,183	1,180	3	1,383	1,377	6
Other	67	66	1	69	69	0	63	63	0
Total	3,678	3,659	19	3,986	3,962	24	3,865	3,838	27
Abatements - Full									
Freshmen	642	2	640	1,113	47	1,066	1,148	1	1,147
Sophomore	608	0	608	1,017	47	970	995	0	995
Junior	564	0	564	838	42	796	875	0	875
Senior	703	0	703	1,072	41	1,031	1,063	1	1,062
Other	2,728	536	2,192	2,658	116	2,542	2,457	326	2,131
Total	5,245	538	4,707	6,698	293	6,405	6,538	328	6,210
Abatements - Partial									
Freshmen	1,278	0	1,278	906	35	871	851	0	851
Sophomore	769	0	769	535	23	512	577	0	577
Junior	721	0	721	441	21	420	481	0	481
Senior	558	0	558	566	28	538	592	0	592
Other	348	0	348	380	19	361	316	0	316
Total	3,674	0	3,674	2,828	126	2,702	2,817	0	2,817



USC Columbia

Merit Scholarship Awards

Award Type	# Awards	Total Dollars	Minimum Value	Maximum Value
General University Scholarships for Resident Students	4,573	\$11,882,047	\$500	\$18,341
General University Scholarships for Non-Resident Students	6,244	\$8,282,163	\$500	\$20,100
Lottery-Funded Scholarships for Resident Students	9,191	\$54,880,492	\$2,800	\$2,800
Departmental Scholarships	4,169	\$6,085,708	\$20	\$29,341

More detailed information regarding individual scholarship criteria within each category may be found at the following site:

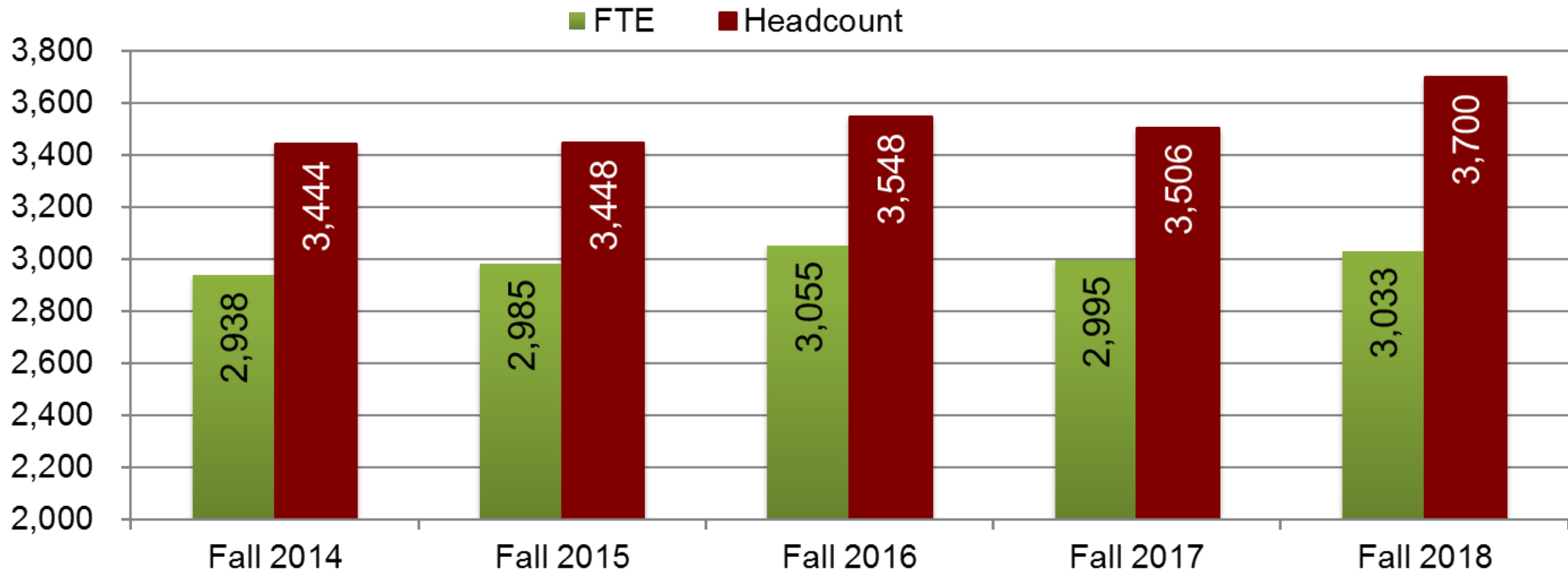
https://www.sc.edu/about/offices_and_divisions/financial_aid/scholarships/index.php



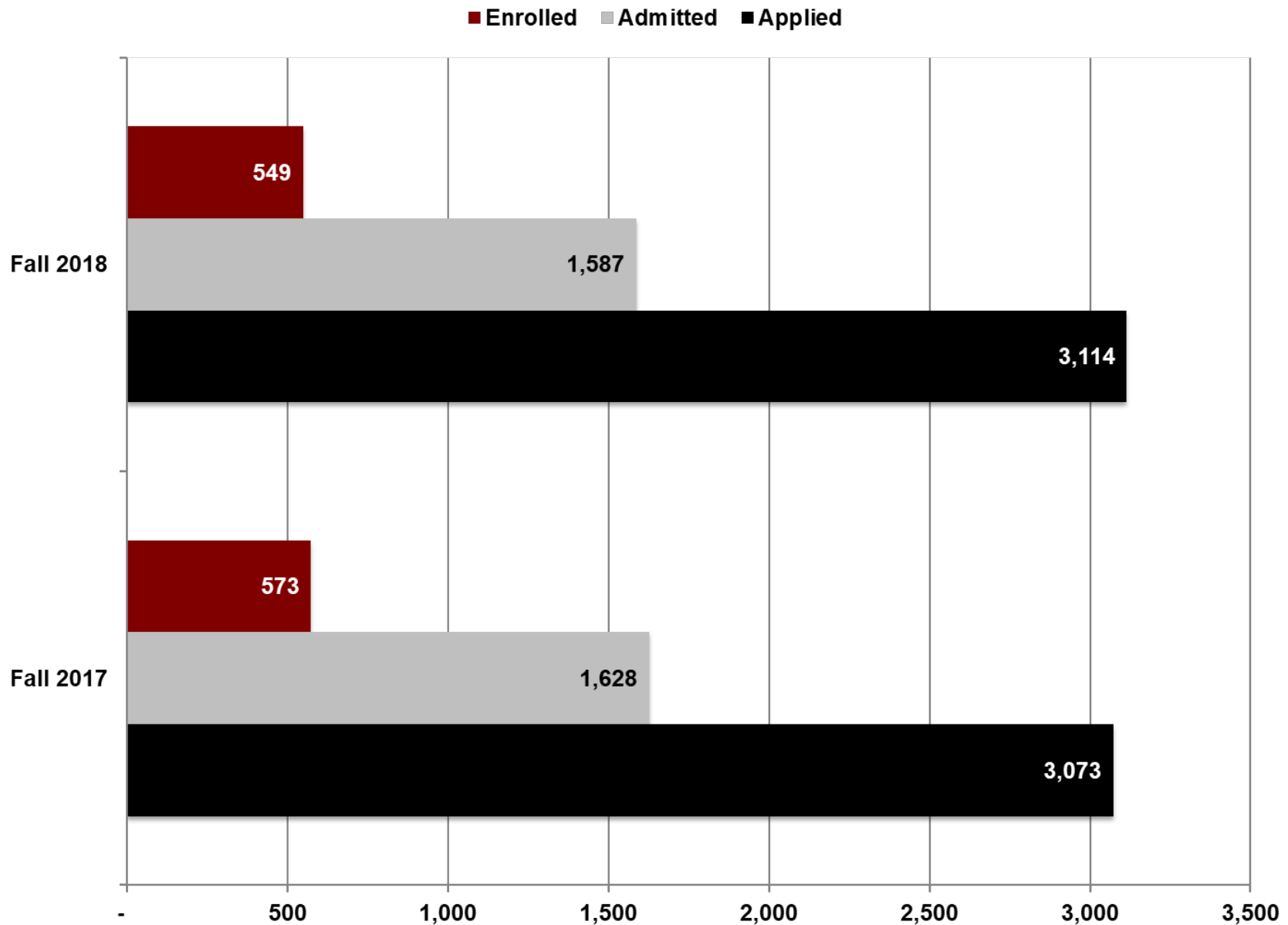


UNIVERSITY OF
SOUTH CAROLINA
AIKEN

USC Aiken Enrollment

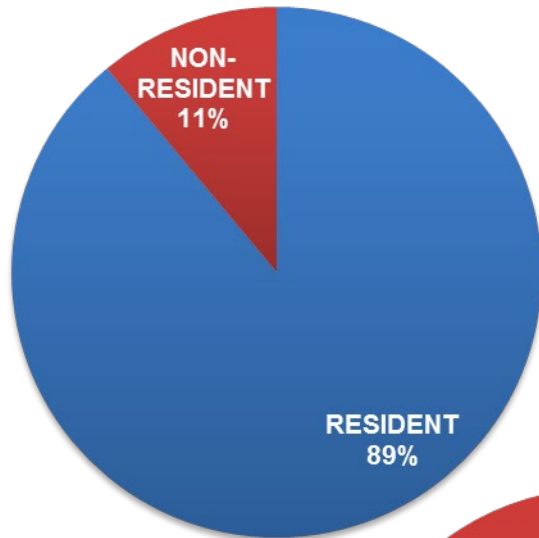


USC Aiken Enrollment Summary

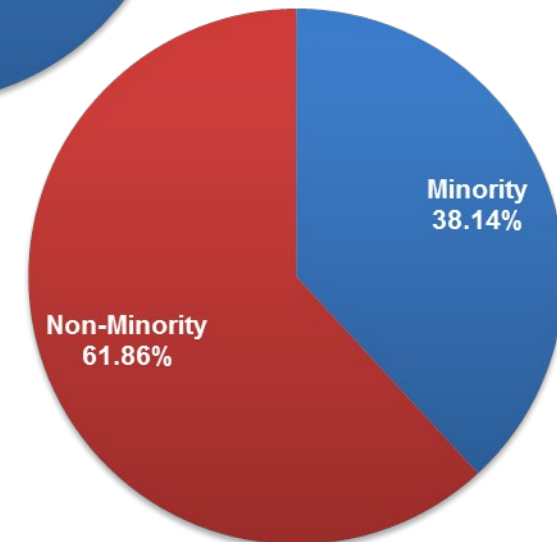
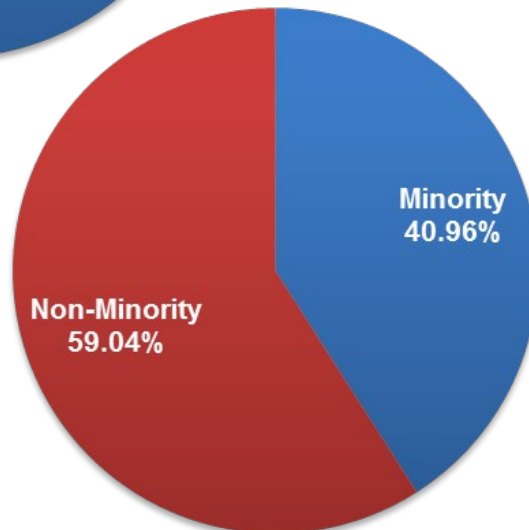
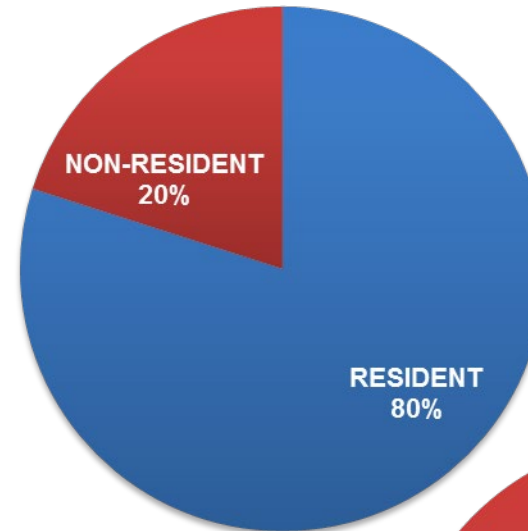


USC Aiken Enrollment Summary

Fall 2017



Fall 2018

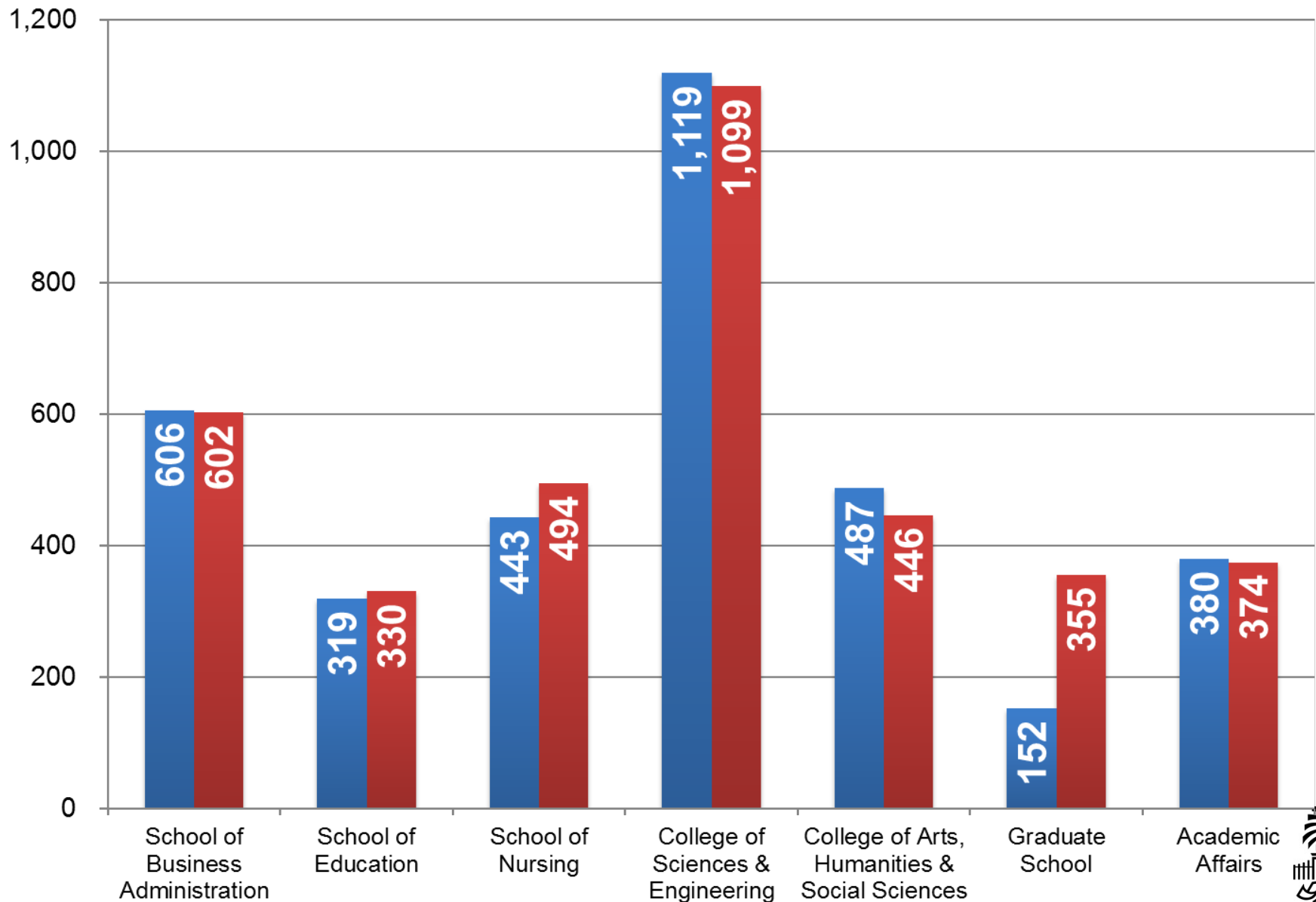


Residency based on student's legal residency. Non-resident includes student with residency exceptions such as academic common market, military, veterans and their dependents, and reciprocity agreements.

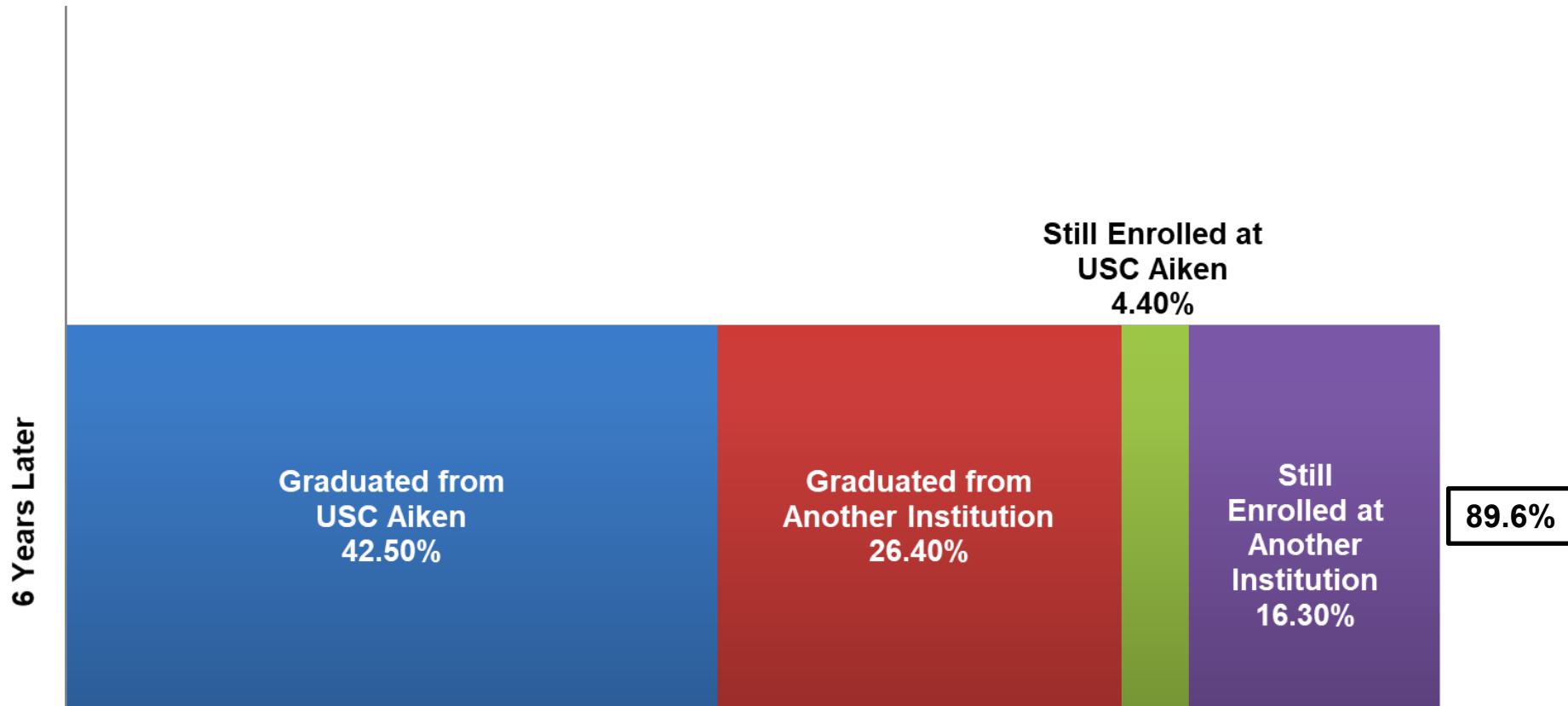


USC Aiken Enrollment by College

■ Fall 2017 ■ Fall 2018



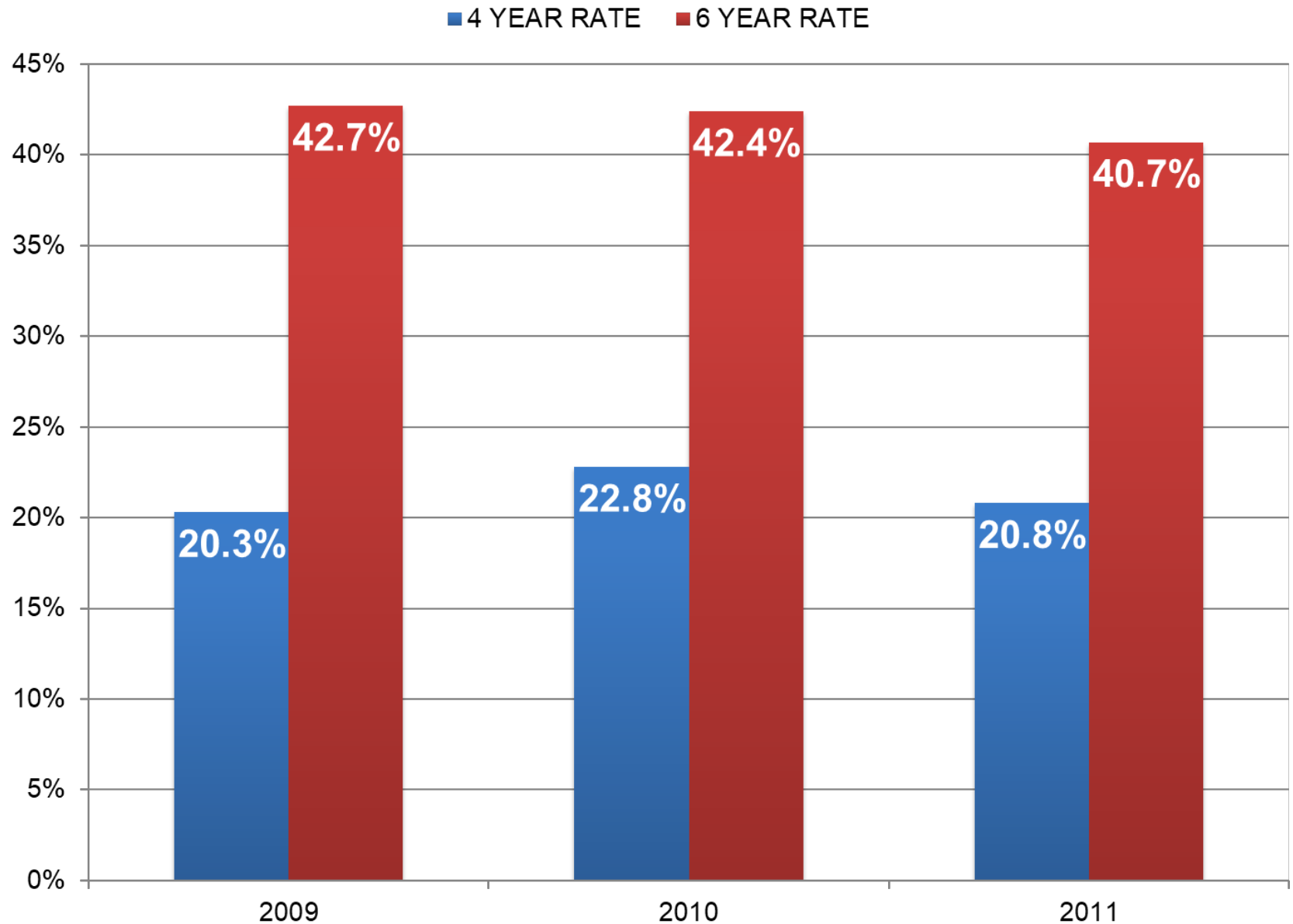
USC Aiken Success Rate



18,630 # of Alumni
13,600 # of Alumni in SC

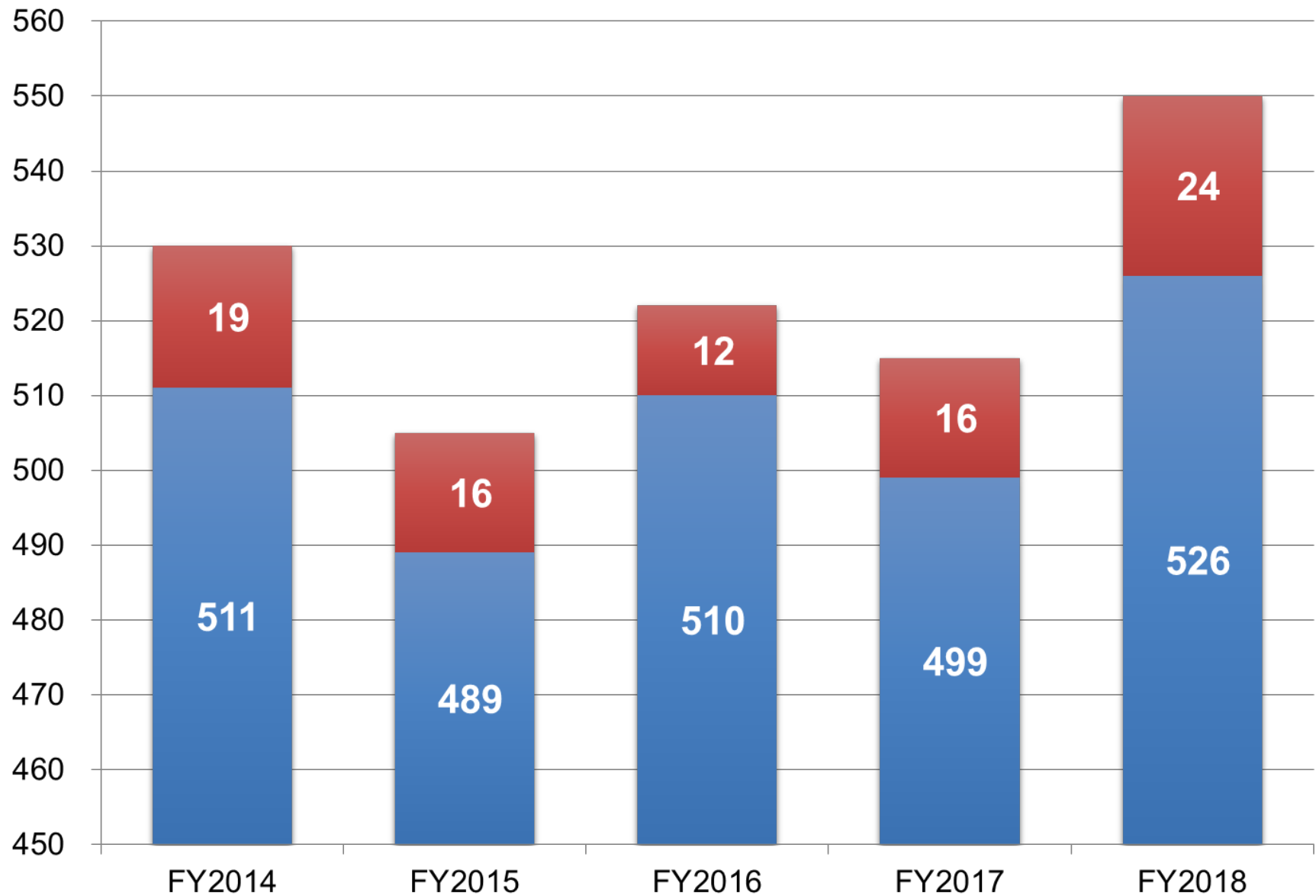


USC Aiken Graduation Rate

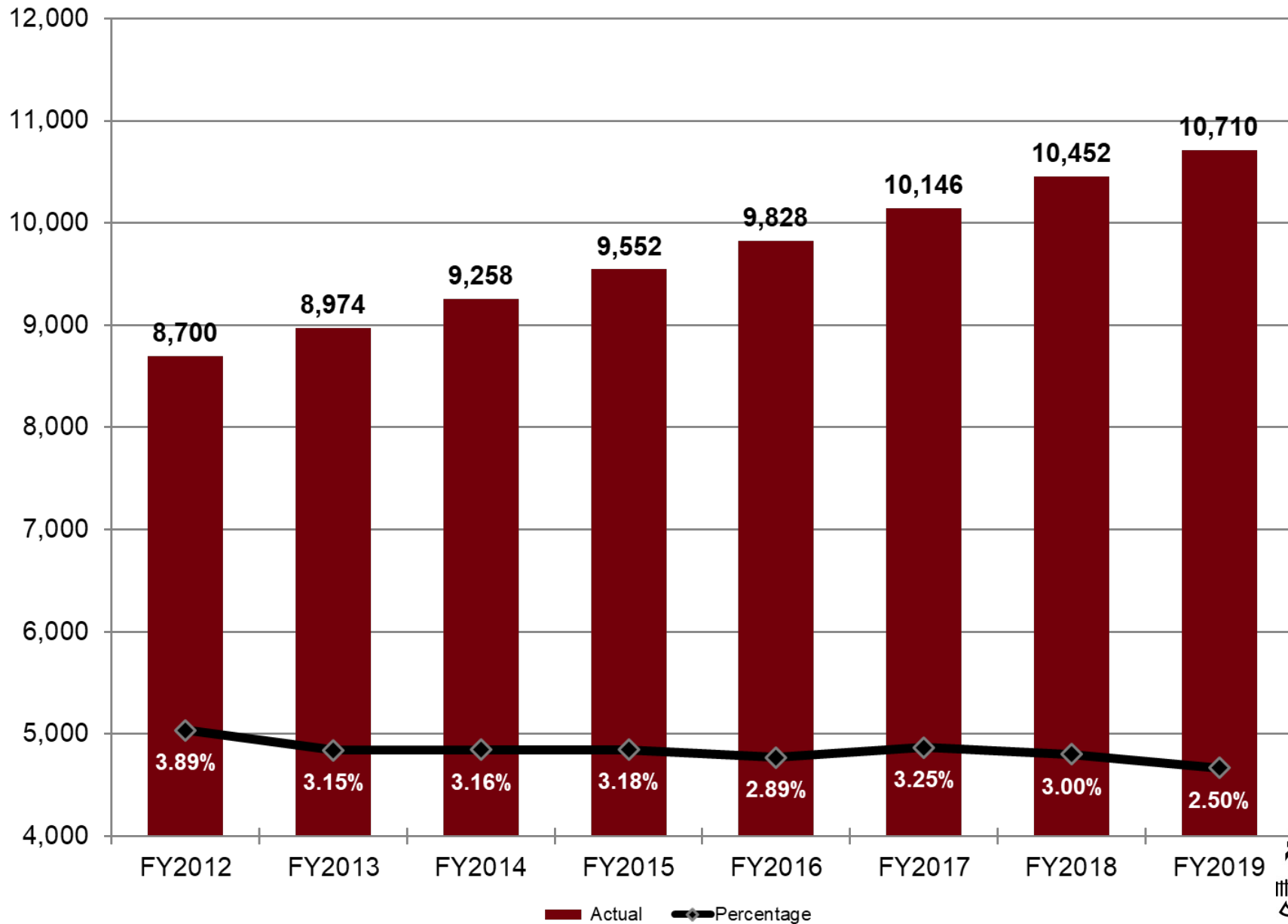


USC Aiken Degrees Awarded

■ Undergraduate ■ Graduate



USC Aiken In-State Undergraduate Tuition & Required Fees



USC Aiken

Undergraduate Tuition & Fees per Semester

STUDENT/RESIDENCY STATUS	2017-2018	\$ Change	2018-2019
USC Aiken			
Resident Undergraduate Tuition:			
Educational and General	4,522	117	4,639
Institution Bond	241	-	241
Campus Activity	32	-	32
Student Health	32	-	32
Campus Media	5	-	5
Renovation Reserve	12	-	12
Athletic Activity	238	-	238
Total Tuition	5,082	117	5,199
Non-resident Undergraduate Tuition:			
Educational and General	9,622	246	9,868
Institution Bond	241	-	241
Campus Activity	32	-	32
Student Health	32	-	32
Campus Media	5	-	5
Renovation Reserve	12	-	12
Athletic Activity	238	-	238
Total Tuition	10,182	246	10,428



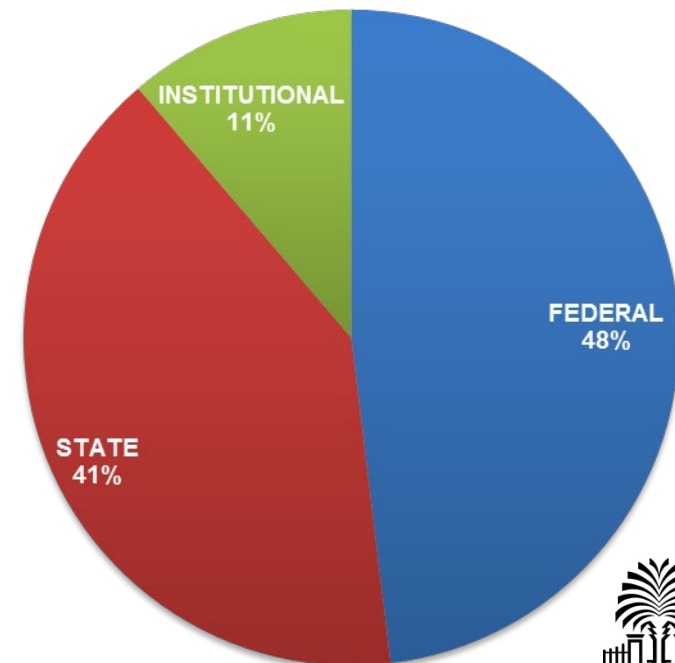
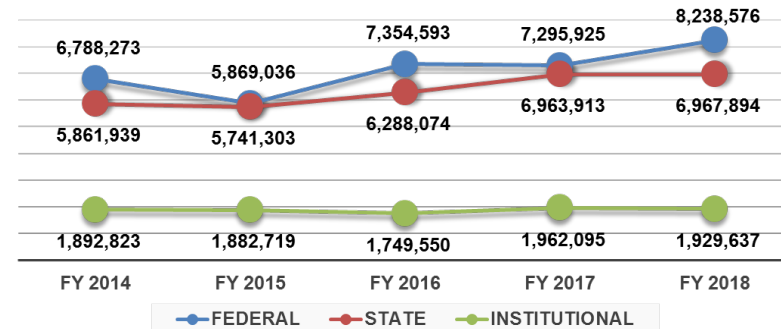
USC Aiken FY2018 Scholarships and Grants

FEDERAL	# Students	Dollars
Pell Grant	1,513	6,722,950
SEOG Grant	129	118,967
Other	180	1,396,659
FEDERAL TOTALS	1,822	8,238,576

STATE	# Students	Dollars
LIFE Scholarship	903	4,285,000
LIFE Scholarship Enhancement	212	506,250
Palmetto Fellows Scholarship	79	563,150
Palmetto Fellows Scholarship Enhancement	24	58,750
HOPE Scholarship	185	453,600
SC Needs Based Grant	349	705,765
National Guard Grant	11	49,500
SC Teaching Fellows	23	131,100
State Tuition Prepay	23	155,362
State Voc Rehab	20	59,417
STATE TOTALS	1,829	6,967,894

INSTITUTIONAL	# Students	Dollars
Internal Awards	719	1,929,637
INSTITUTIONAL TOTALS	719	1,929,637

TOTAL SCHOLARSHIP AND GRANT AID	4,370	17,136,107
--	--------------	-------------------



USC Aiken Minority Overview

Administration

Total Administration	11
Number Minority	1
% Minority	9.09%

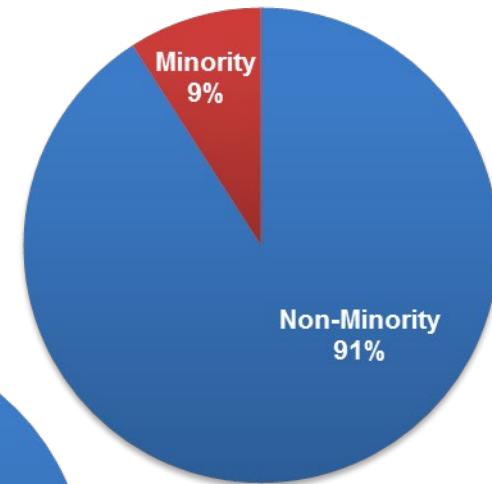
FTES

Total FTE's	427
Number Minority	74
% Minority	17.33%

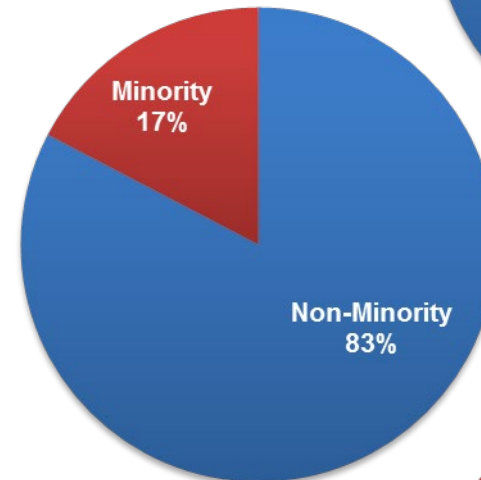
Employees

Total Employees	596
Number Minority	97
% Minority	16.28%

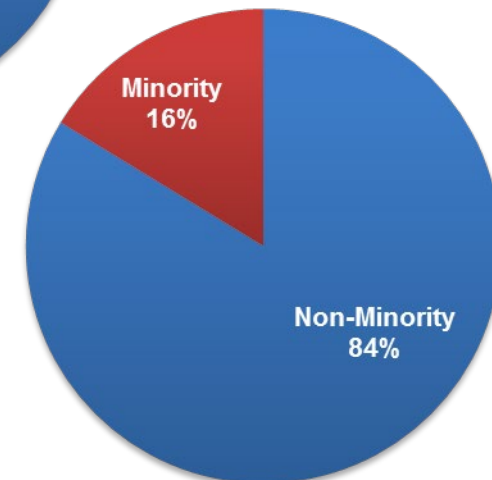
ADMINISTRATION



FTES



EMPLOYEES



USC Aiken

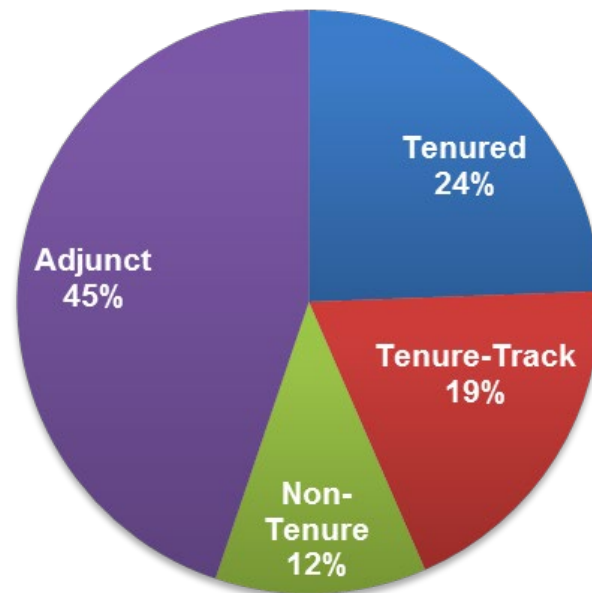
Faculty-Student Ratio

COLLEGE	RATIO
School of Business Administration	1:37
School of Education	1:14
School of Nursing	1:18
College of Sciences & Engineering	1:16
College of Arts, Humanities & Social Sciences	1:06



USC Aiken Tenured vs. Non-Tenured Faculty Overview

College	Tenured	Tenure-Track	Non-Tenure	Adjunct	Total
School of Business Administration	8	3	2	3	16
School of Education	7	7	1	22	37
School of Nursing	2	6	9	24	41
College of Sciences & Engineering	24	17	12	22	75
College of Arts, Humanities & Social Sciences	28	18	9	40	95
Academic Affairs (Other)	4	6	2	23	35
Overall Institution	73	57	35	134	299



USC Aiken 4% Fee Waiver

	<u>FY2018</u>	<u>FY2019</u>
Fall	2016	2017
Spring	2017	2018
<u>Credit Hour Production (Undergraduates)</u>		
Fall	44,857	43,947
Spring	40,358	40,325
<u>Total Credit Hour Production</u>	85,215	84,272
Full-time Fee Divisor	12	12
<u>Equivalent Number of Full Fees</u>	7,101	7,023
Full-time Resident Tuition & Fees	4,941	5,082
Less: Bond Indebtedness Fee	241	241
<u>Equivalent Fees</u>	4,700	4,841
Total Equivalent Revenue	\$ 33,375,953	\$ 33,996,608
4% Threshold - per policy	\$ 1,335,038	\$ 1,359,864
Actual Fee Waivers (Object 54522)	\$ 201,448	\$ 192,733



USC Aiken

Fee Waivers & Abatements

Class	FY2016			FY2017			FY2018		
	# Students	Resident	Non-Resident	# Students	Resident	Non-Resident	# Students	Resident	Non-Resident
4% Fee Waivers									
Freshmen	166	164	2	171	156	15	214	191	23
Sophomore	5	5	0	12	11	1	4	4	0
Junior	35	32	3	14	13	1	16	16	0
Senior	21	20	1	16	16	0	20	19	1
Other	0	0	0	0	0	0	0	0	0
Total	227	221	6	213	196	17	254	230	24
Abatements - Full									
Freshmen	81	0	81	61	2	59	62	0	62
Sophomore	56	0	56	56	1	55	44	0	44
Junior	90	0	90	74	1	73	71	0	71
Senior	155	1	154	147	10	137	136	0	136
Other	23	8	15	22	1	21	24	8	16
Total	405	9	396	360	15	345	337	8	329
Abatements - Partial									
Freshmen	17	0	17	38	1	37	31	0	31
Sophomore	14	0	14	12	0	12	22	0	22
Junior	3	0	3	20	1	19	13	0	13
Senior	14	0	14	12	1	11	22	0	22
Other	0	0	0	0	0	0	0	0	0
Total	48	0	48	82	3	79	88	0	88



USC Aiken

Merit Scholarship Awards

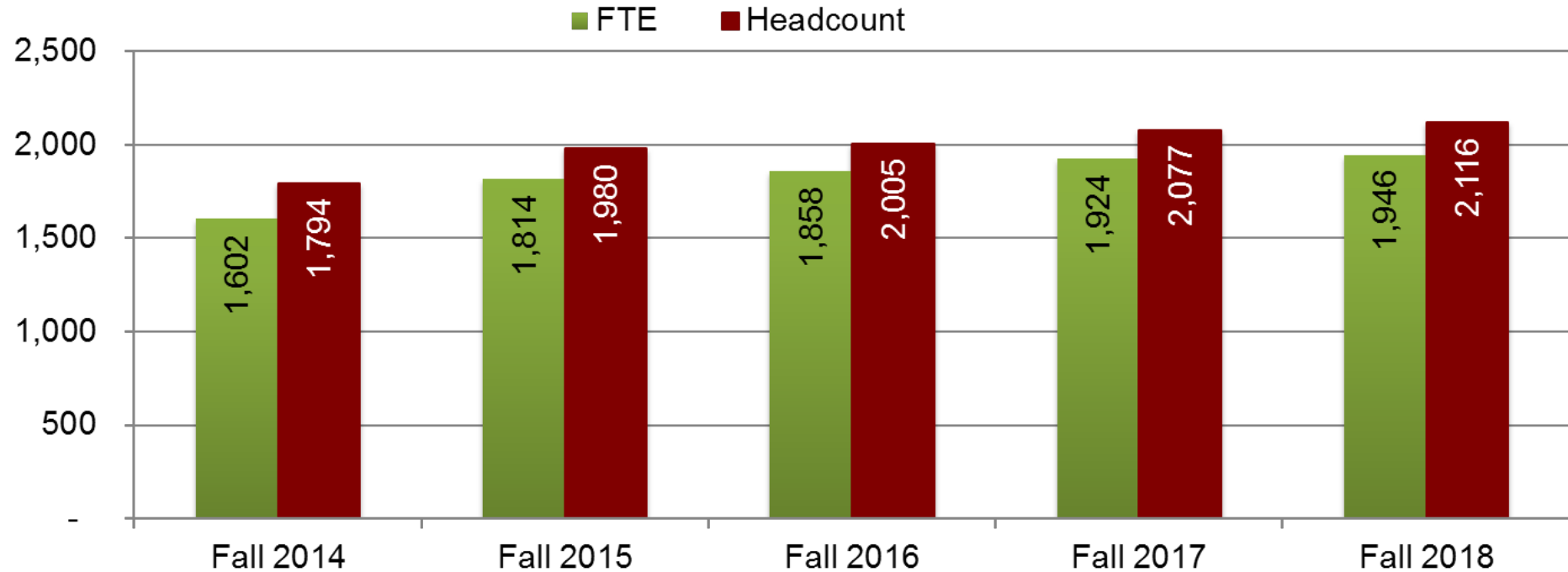
Award Type	# Awards	Total Dollars	Minimum Value	Maximum Value
General University Scholarships for Resident Students	1,074	\$1,093,818	\$25	\$9,863
General University Scholarships for Non-Resident Students	568	\$835,819	\$55	\$9,216
Lottery-Funded Scholarships for Resident Students	2,195	\$5,866,750	\$1,400	\$5,000





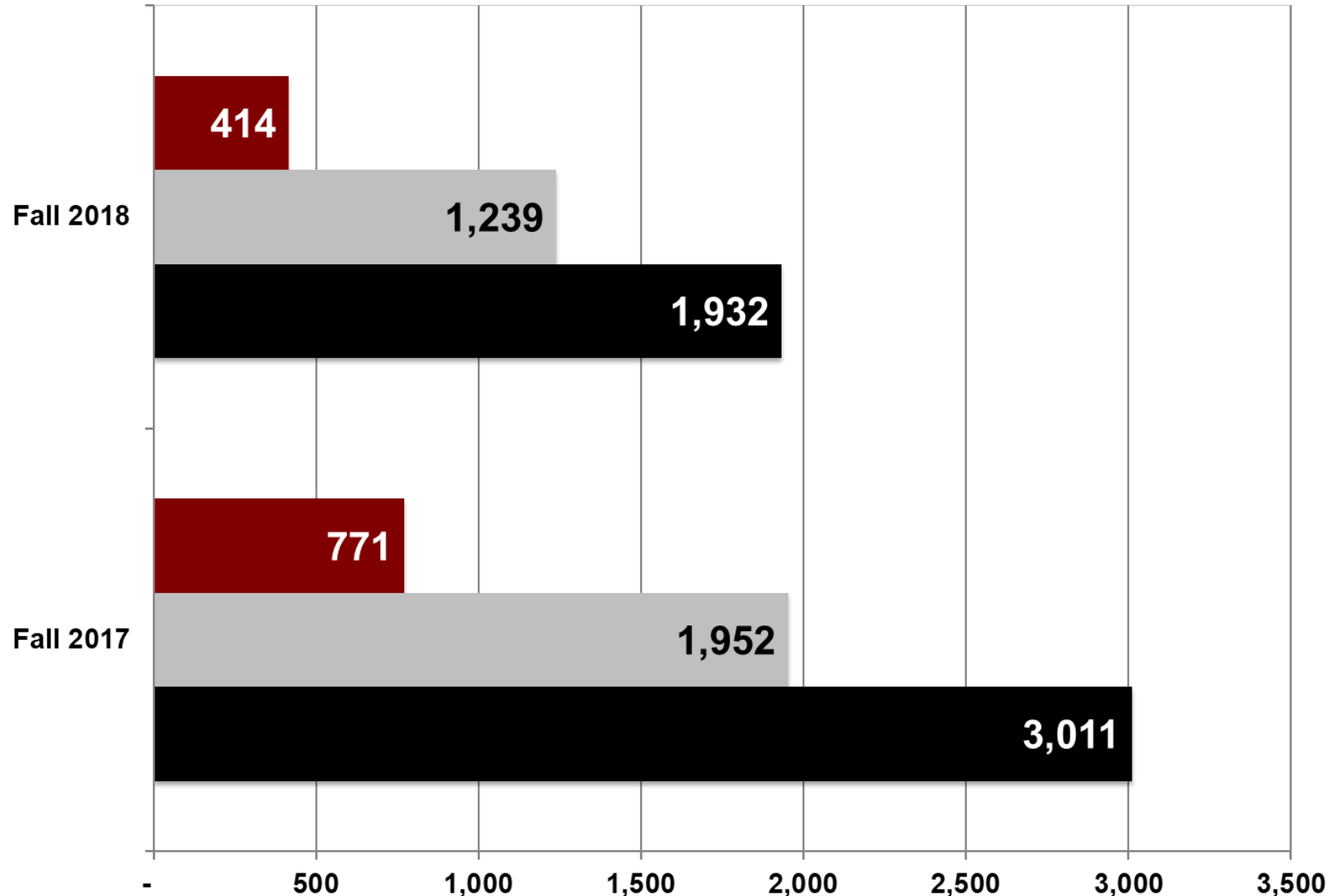
UNIVERSITY OF
SOUTH CAROLINA
BEAUFORT

USC Beaufort Enrollment



USC Beaufort Enrollment Summary

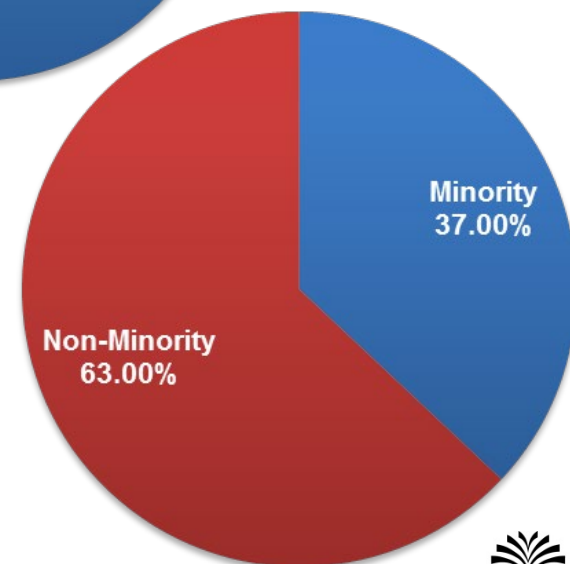
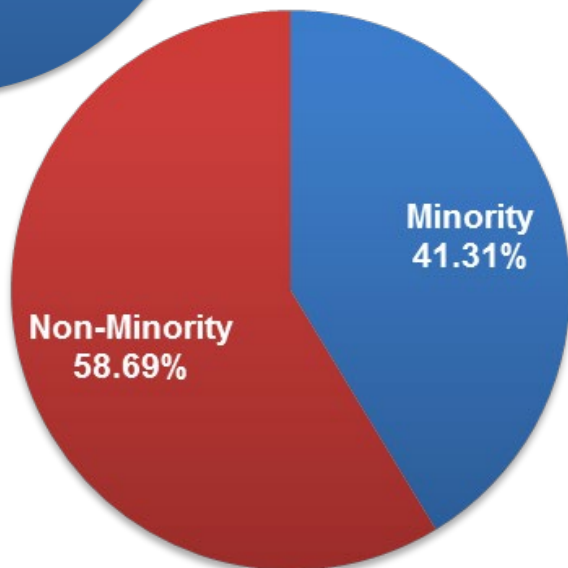
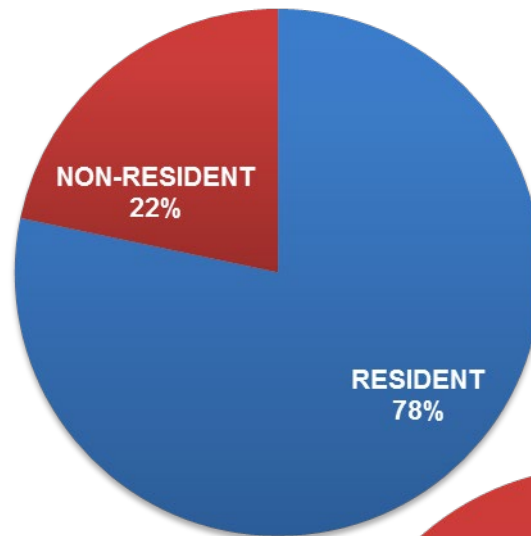
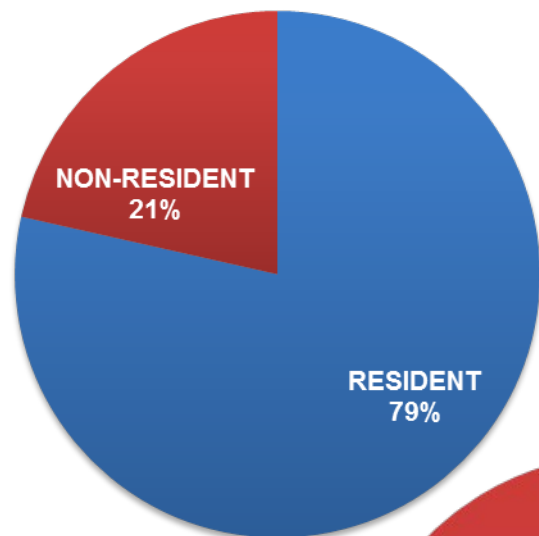
■ Enrolled ■ Admitted ■ Applied



USC Beaufort Enrollment Summary

Fall 2017

Fall 2018

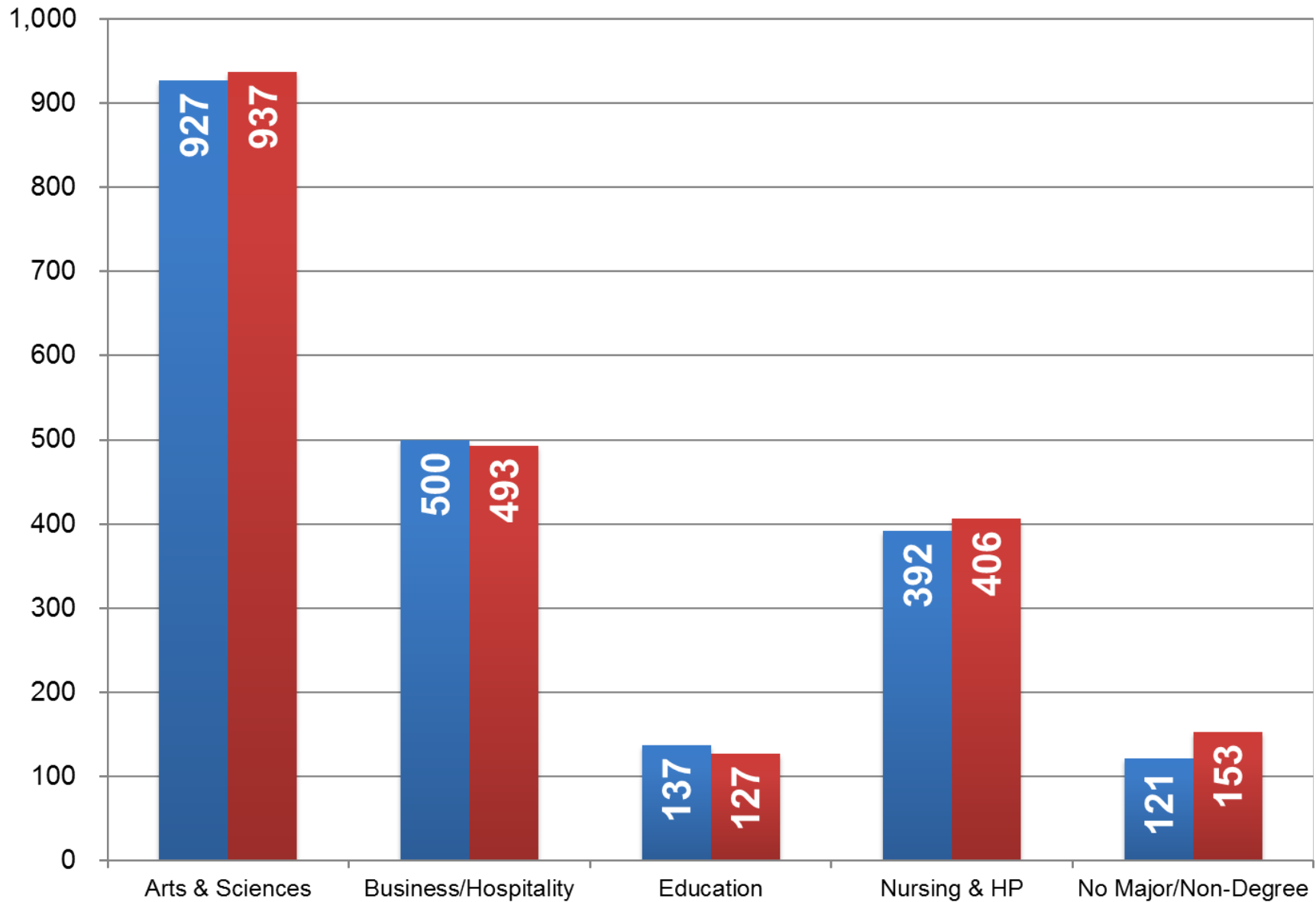


Residency based on student's legal residency. Non-resident includes student with residency exceptions such as academic common market, military, veterans and their dependents, and reciprocity agreements.



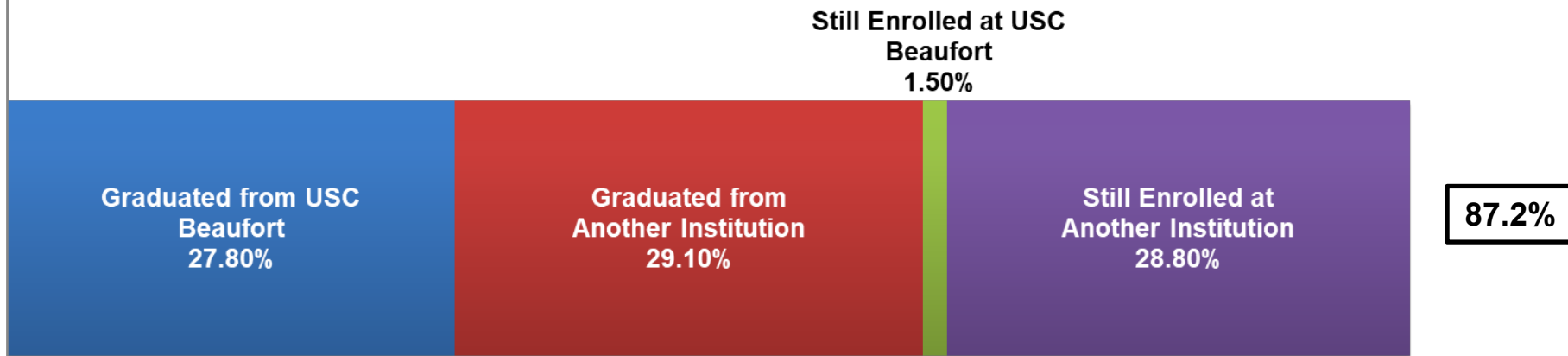
USC Beaufort Enrollment by College

■ Fall 2017 ■ Fall 2018



USC Beaufort Success Rate

6 Years Later

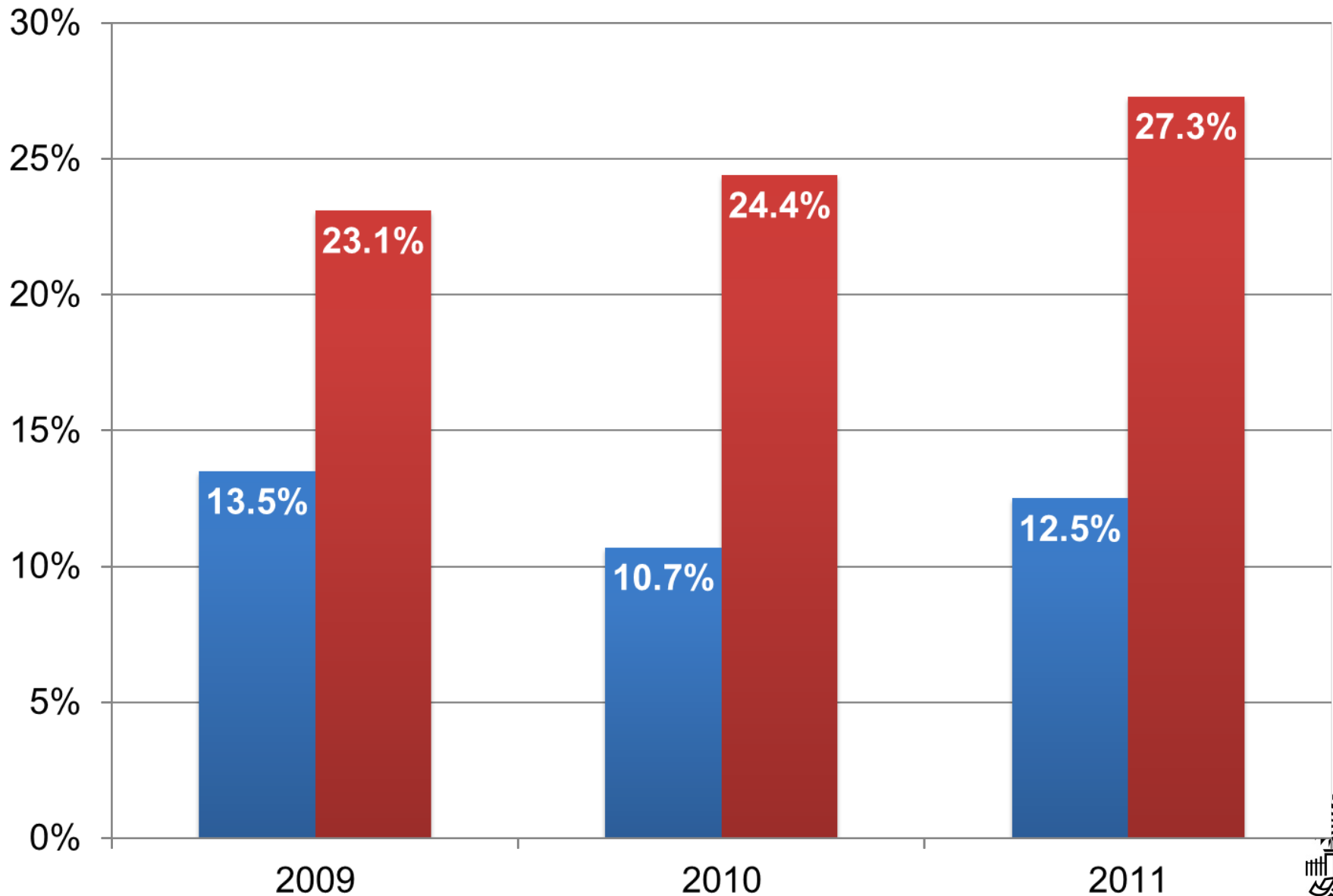


4,743	# of Alumni
3,794	# of Alumni in SC

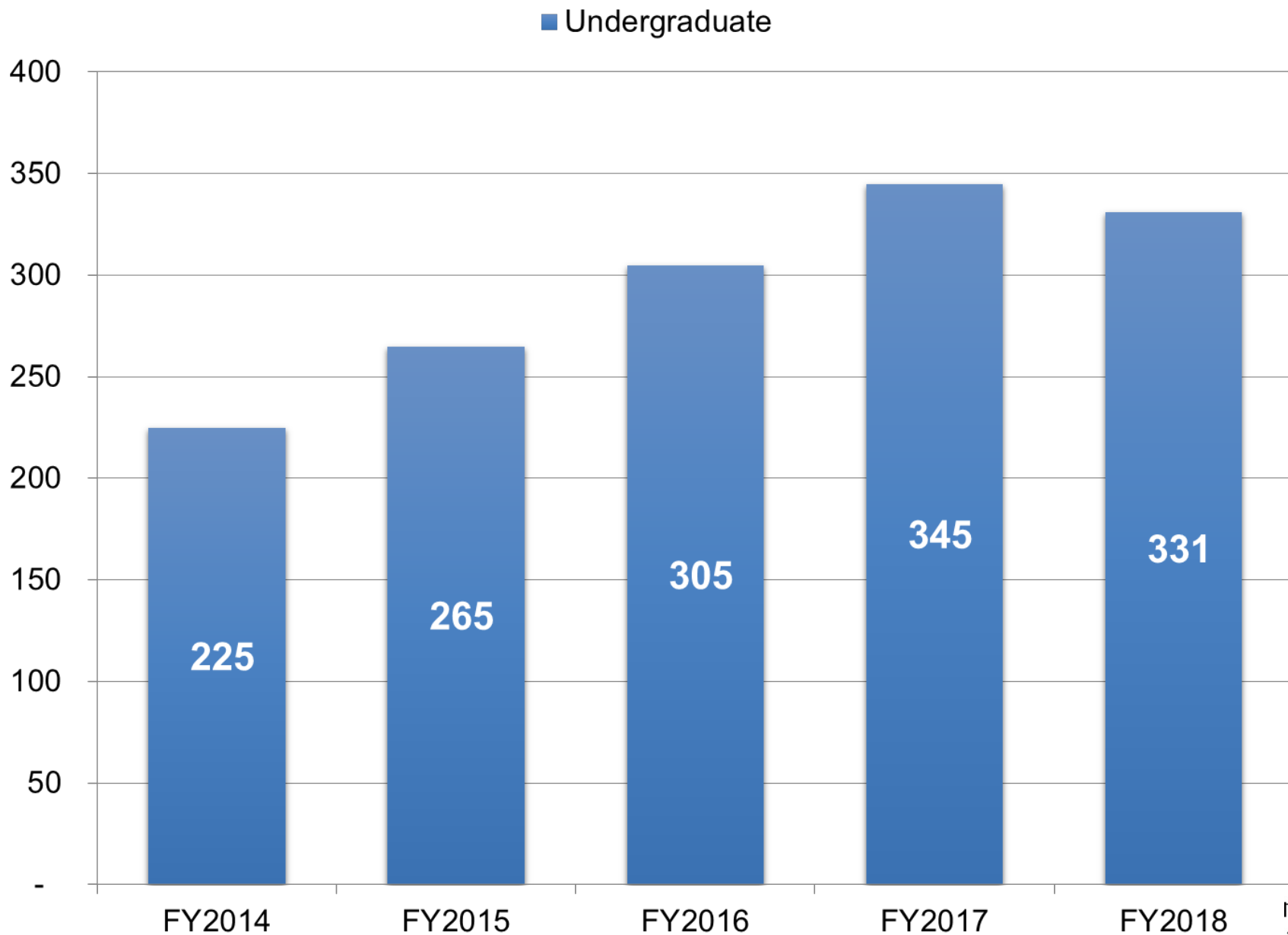


USC Beaufort Graduation Rates

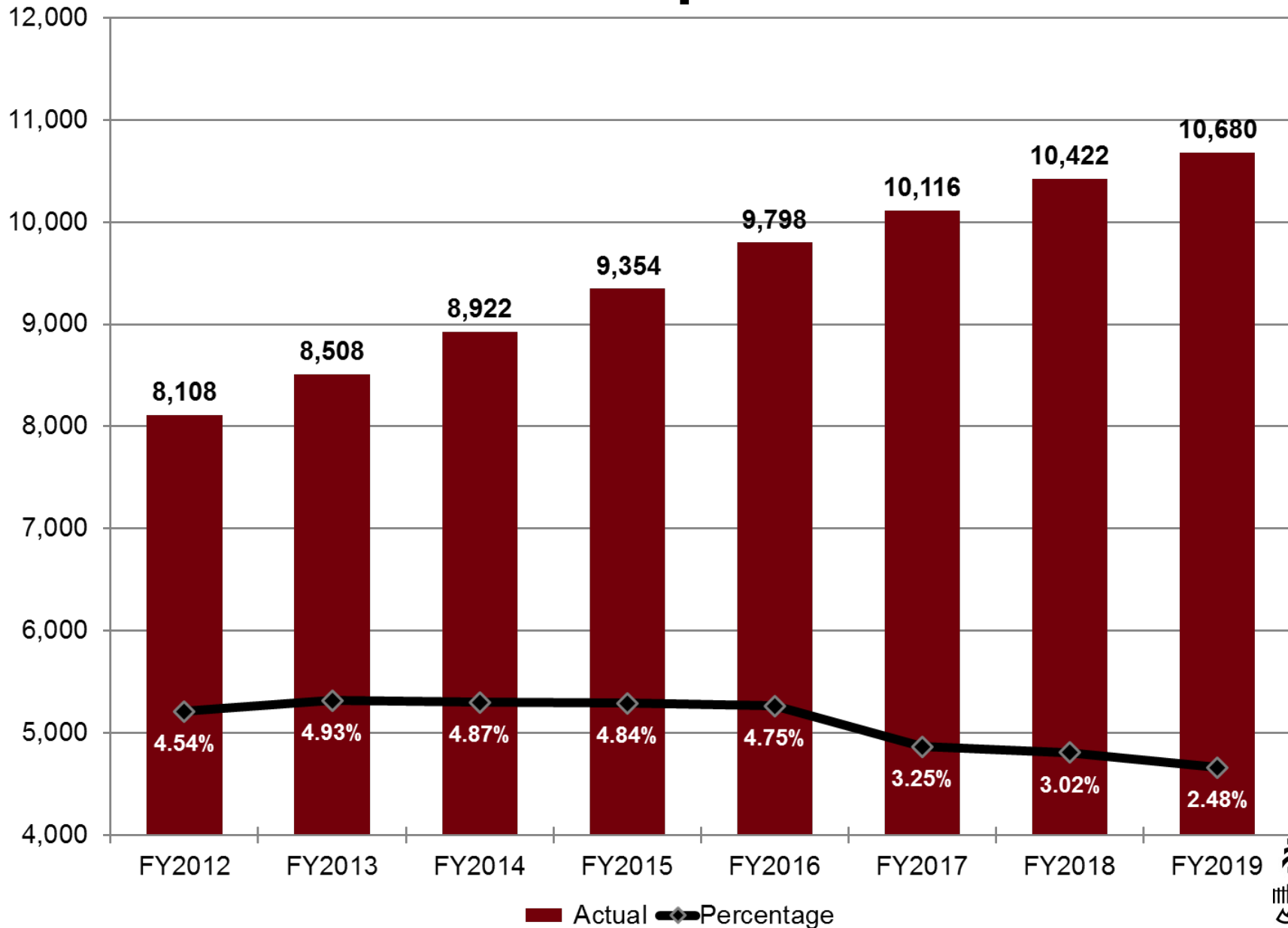
■ 4 YEAR RATE ■ 6 YEAR RATE



USC Beaufort Degrees Awarded



USC Beaufort In-State Undergraduate Tuition & Required Fees



USC Beaufort

Undergraduate Tuition & Fees per Semester

STUDENT/RESIDENCY STATUS	2017-2018	\$ Change	2018-2019
USC Beaufort			
Resident Undergraduate Tuition:			
Educational and General	4,495	129	4,624
Institution Bond	89	-	89
Renovation Reserve	47	-	47
Campus Activity	111	-	111
Athletic Activity	301	-	301
Total Tuition	5,043	129	5,172
Non-resident Undergraduate Tuition:			
Educational and General	9,883	264	10,147
Institution Bond	89	-	89
Renovation Reserve	47	-	47
Campus Activity	111	-	111
Athletic Activity	301	-	301
Total Tuition	10,431	264	10,695



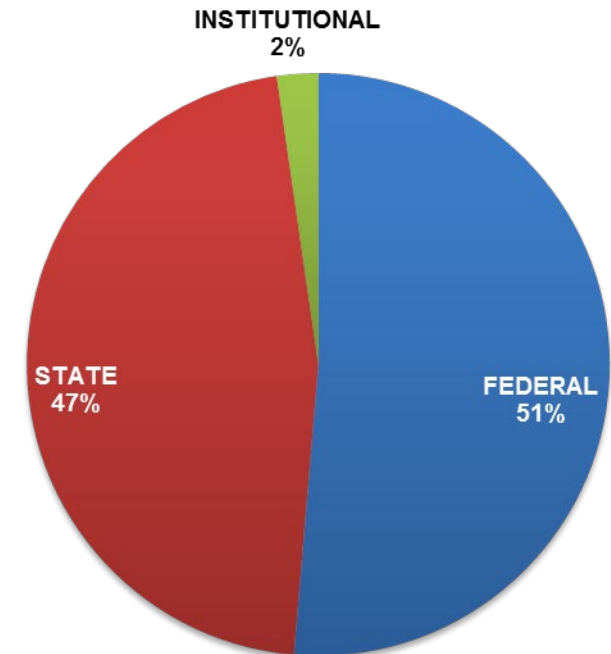
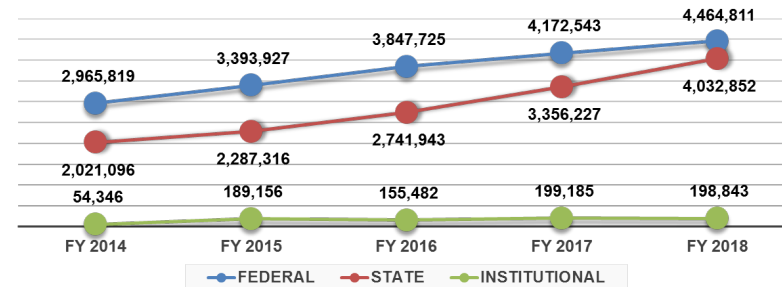
USC Beaufort FY2018 Scholarships and Grants

FEDERAL	# Students	Dollars
Pell Grant	1,016	4,277,818
SEOG Grant	118	85,000
Other	28	101,993
FEDERAL TOTALS	1,162	4,464,811

STATE	# Students	Dollars
LIFE Scholarship	536	2,544,795
LIFE Scholarship Enhancement	118	291,250
Palmetto Fellows Scholarship	18	121,650
Palmetto Fellows Scholarship Enhancement	1	2,500
HOPE Scholarship	148	373,800
SC Needs Based Grant	237	468,212
National Guard Grant	6	18,000
SC Teaching Fellows	-	-
State Tuition Prepay	44	196,334
State Voc Rehab	12	16,311
STATE TOTALS	1,120	4,032,852

INSTITUTIONAL	# Students	Dollars
Internal Awards	455	198,843
INSTITUTIONAL TOTALS	455	198,843

TOTAL SCHOLARSHIP AND GRANT AID	2,737	8,696,506
--	--------------	------------------



USC Beaufort Minority Overview

ADMINISTRATION

Total Administration	11
Number Minority	4
% Minority	36.36%

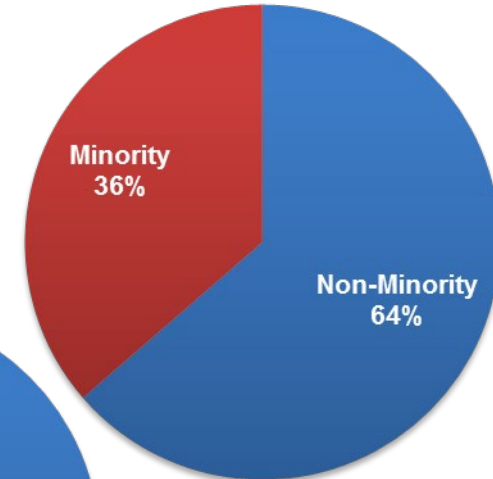
FTES

Total FTEs	266
Number Minority	50
% Minority	18.80%

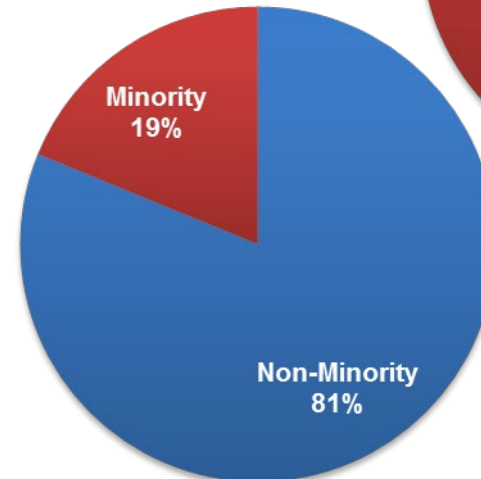
EMPLOYEES

All Employees	343
Number Minority	57
% Minority	16.62%

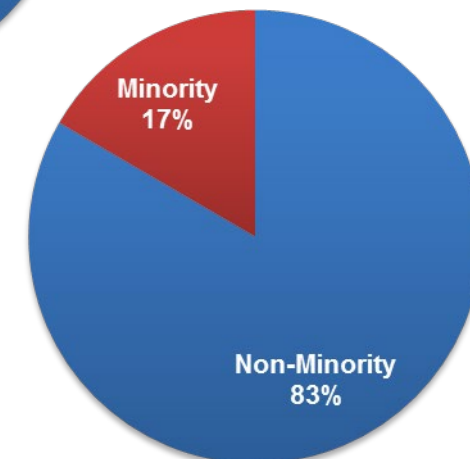
ADMINISTRATION



FTES



EMPLOYEES



USC Beaufort

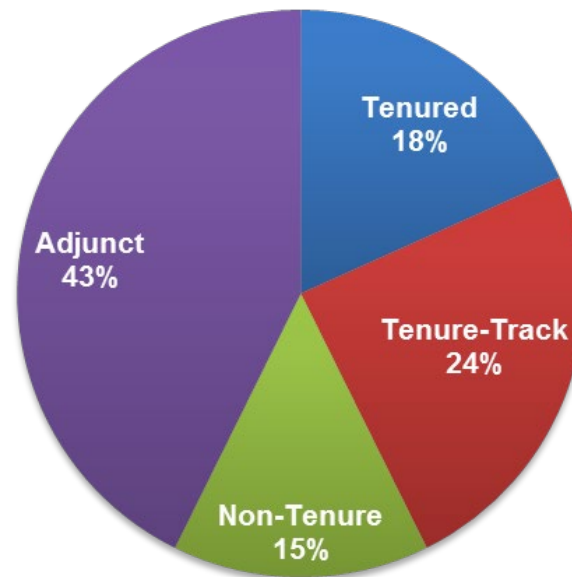
Faculty-Student Ratio

COLLEGE	RATIO
Arts & Sciences	1:11
Business/Hospitality Management	1:27
Education	1:15
Nursing & Health Professions	1:35



USC Beaufort Tenured vs. Non-Tenured Faculty Overview

College	Tenured	Tenure-Track	Non-Tenure	Adjunct	Total
Arts & Sciences	19	26	15	47	107
Business/Hospitality Management	4	3	7	8	22
Education	3	2	1	6	12
Nursing & Health Professions	1	9	1	8	19
Other	3	0	0	1	4
Overall Institution	30	40	24	70	164



USC Beaufort 4% Fee Waiver

	<u>FY2018</u>	<u>FY2019</u>
Fall	2016	2017
Spring	2017	2018
<u>Credit Hour Production (Undergraduates)</u>		
Fall	27,501	28,835
Spring	25,571	26,759
Total Credit Hour Production	53,072	55,594
Full-time Fee Divisor	12	12
Equivalent Number of Full Fees	4,423	4,633
<u>Full Fee Rate (Excluding Bonding)</u>		
Campus Budget	4,495	4,624
Athletics	301	301
Student Activities	111	111
Renovation Reserve	47	47
Technology	168	168
Registration	0	0
Public Safety	25	25
Bonding (Excluded)	0	89
Total	5,147	5,365
<u>Full Fee Revenue</u>		
Campus Budget	19,879,887	21,422,221
Athletics	1,331,223	1,394,483
Student Activities	490,916	514,245
Renovation Reserve	207,865	217,743
Technology	743,008	778,316
Registration	0	0
Public Safety	110,567	115,821
Bonding	0	0
Total	22,763,465	24,442,829
Authorized Waiver Percentage	4%	4%
Authorized Fee Waiver Amount	910,539	977,713
Actual Waiver	629,328	



USC Beaufort

Fee Waivers & Abatements

Class	FY2016			FY2017			FY2018		
	# Students	Non-Resident	Resident	# Students	Non-Resident	Resident	# Students	Non-Resident	Resident
4% Fee Waivers									
Freshmen	103	102	1	109	103	6	92	90	2
Sophomore	23	20	3	83	81	2	38	37	1
Junior	54	49	5	50	43	7	117	114	3
Senior	6	5	1	21	15	6	70	60	10
Other	0	0	0	0	0	0	0	0	0
Total	186	176	10	263	242	21	317	301	16
Abatements - Full									
Freshmen	35	0	35	54	3	51	51	0	51
Sophomore	40	0	40	29	1	28	32	0	32
Junior	40	0	40	41	2	39	34	0	34
Senior	40	0	40	46	0	46	45	0	45
Other	0	0	0	0	0	0	0	0	0
Total	155	0	155	170	6	164	162	0	162
Abatements - Partial									
Freshmen	71	0	71	63	3	60	43	0	43
Sophomore	20	0	20	33	0	33	37	0	37
Junior	15	0	15	20	0	20	22	0	22
Senior	9	0	9	17	0	17	18	0	18
Other	0	0	0	0	0	0	0	0	0
Total	115	0	115	133	3	130	120	0	120



USC Beaufort

Merit Scholarship Awards

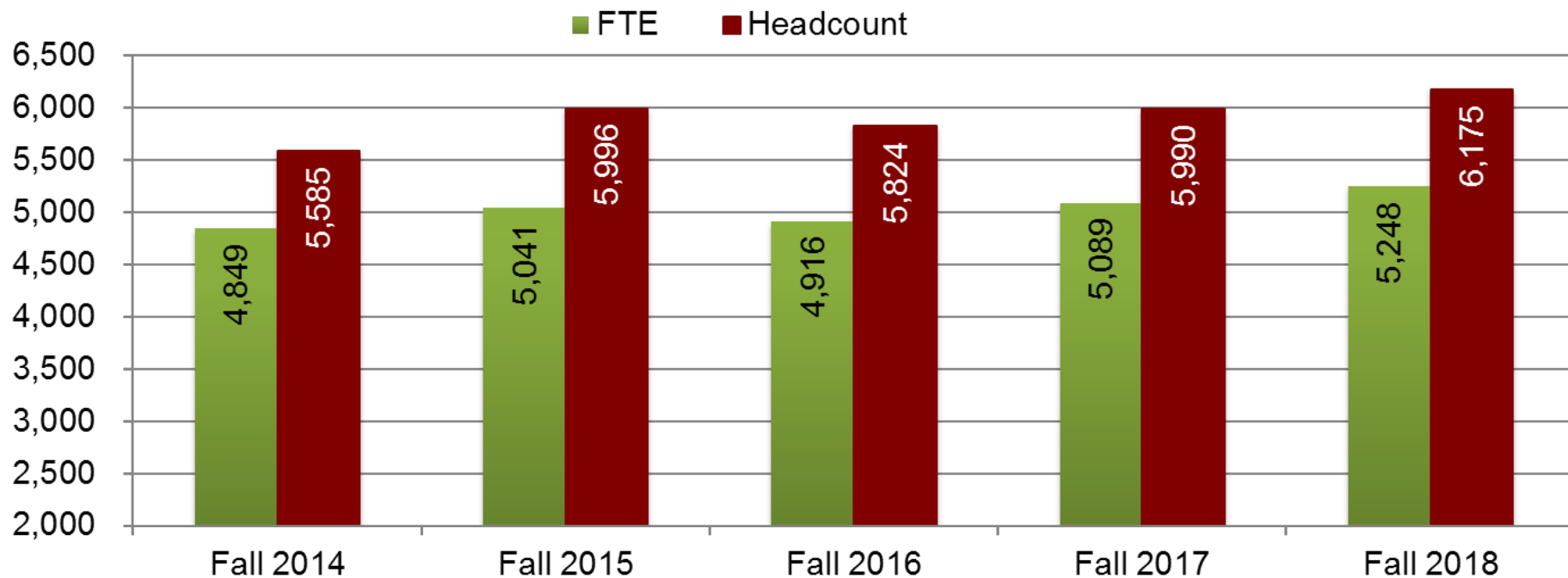
Award Type	# Awards	Total Dollars	Minimum Value	Maximum Value
General University Scholarships	455	\$198,843	\$500	\$3,750
Lottery-Funded Scholarships for Resident Students	702	\$3,333,995	\$2,800	\$7,500



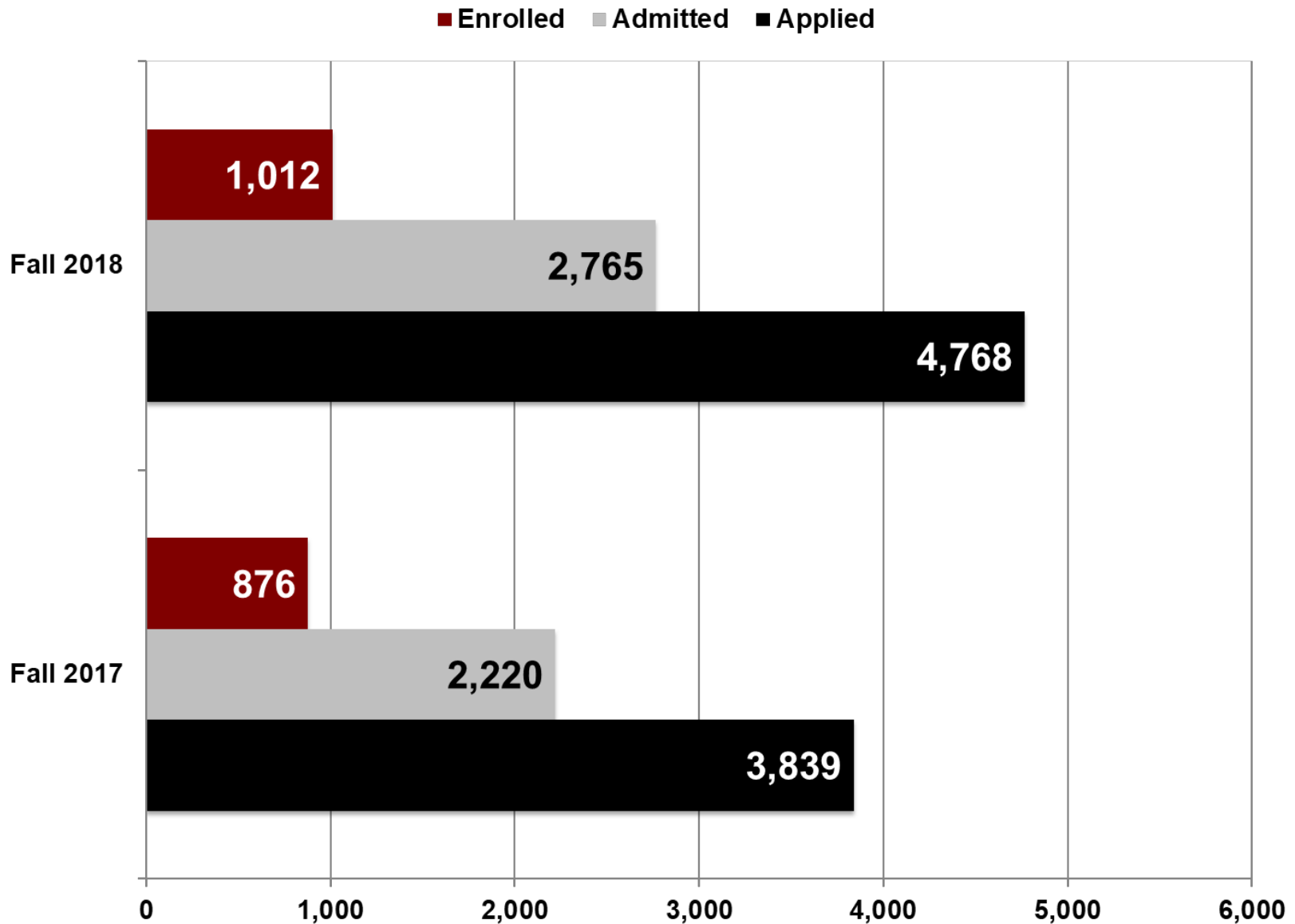


UNIVERSITY OF
SOUTH CAROLINA
UPSTATE

USC Upstate Enrollment



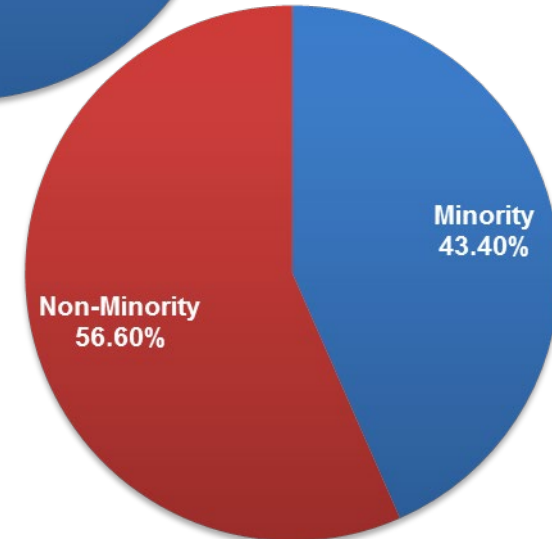
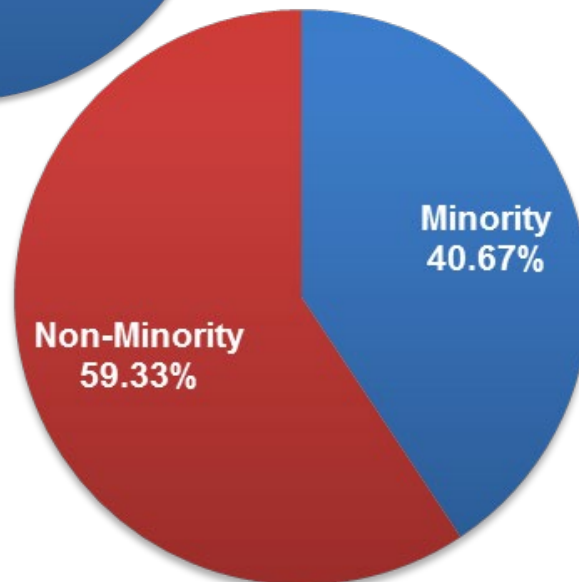
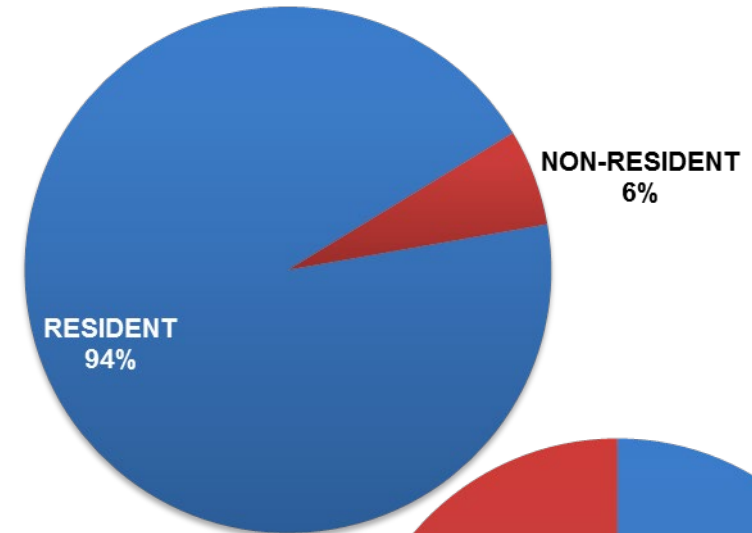
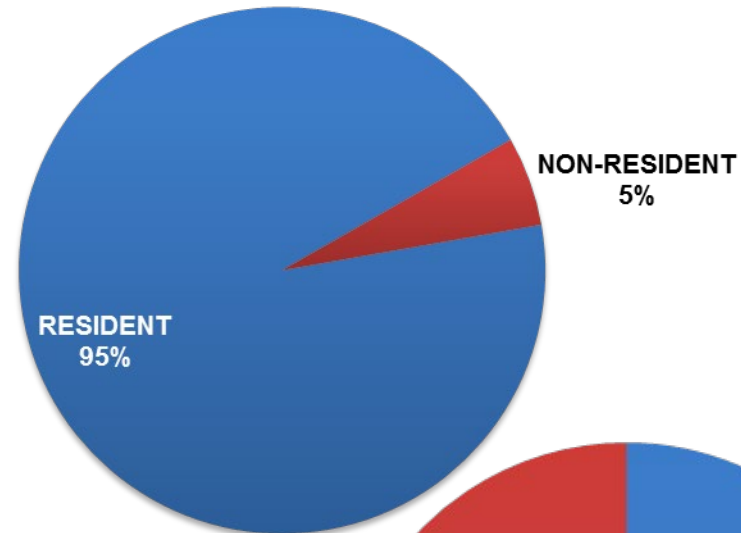
USC Upstate Enrollment Summary



USC Upstate Enrollment Summary

Fall 2017

Fall 2018

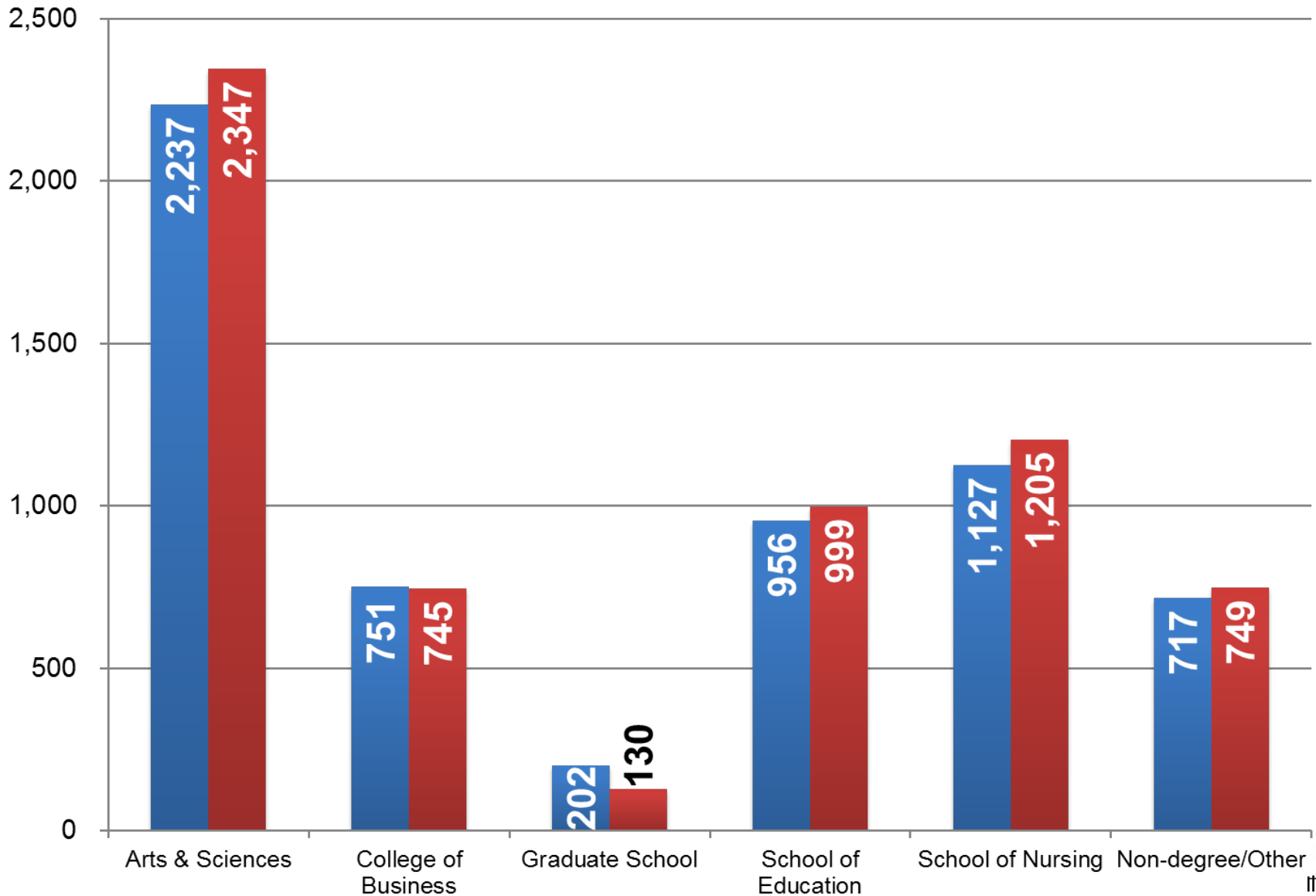


Residency based on student's legal residency. Non-resident includes student with residency exceptions such as academic common market, military, veterans and their dependents, and reciprocity agreements.

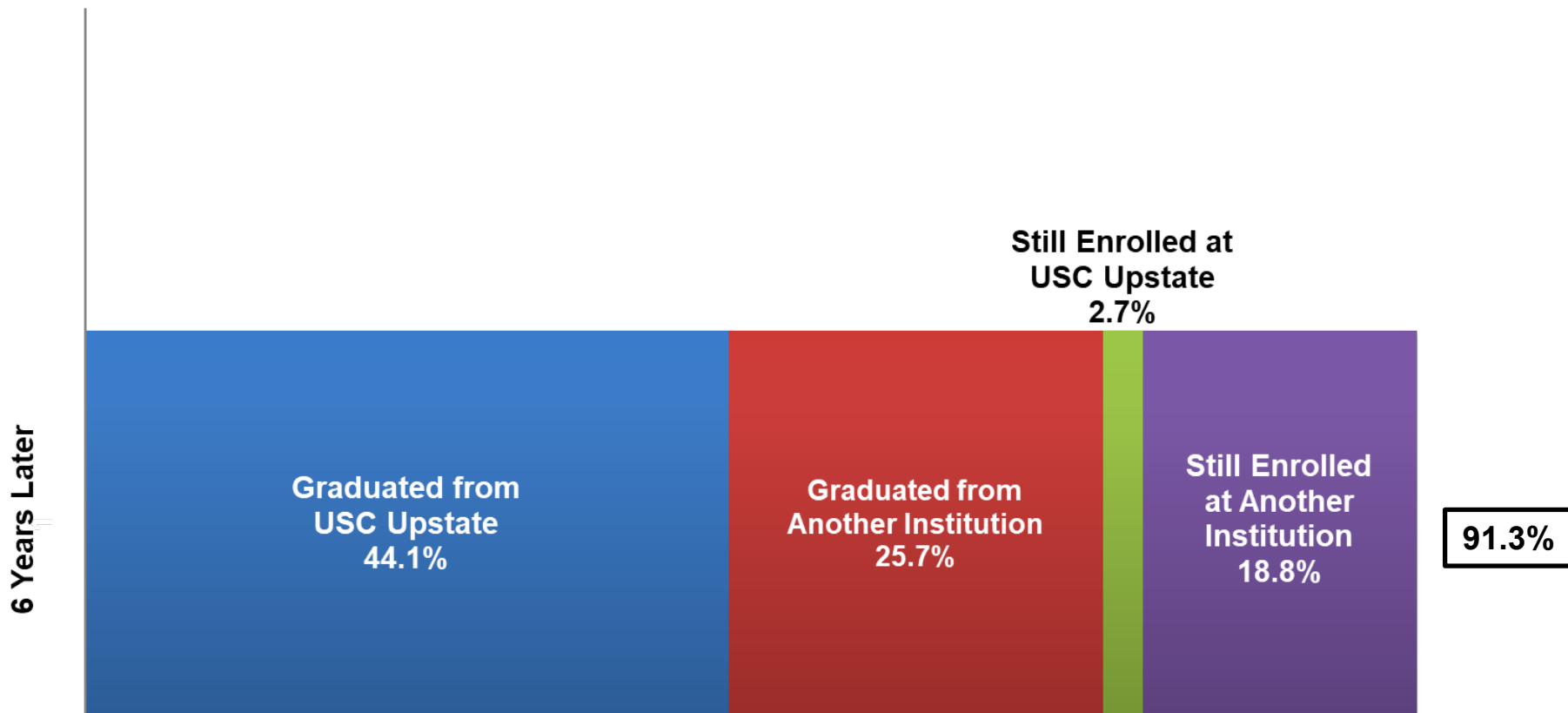


USC Upstate Enrollment by College

Fall 2017 Fall 2018



USC Upstate Success Rates

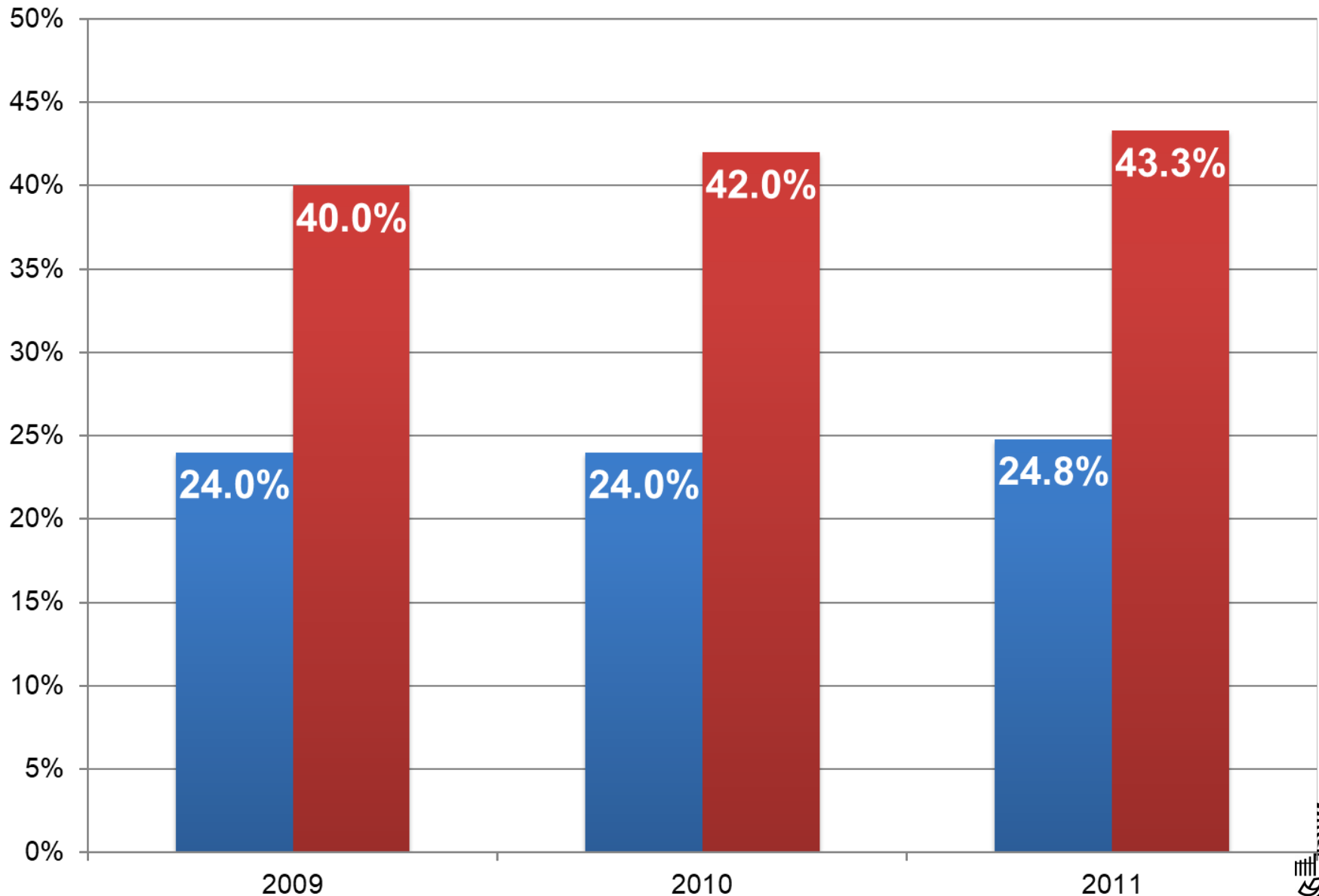


27,593 # of Alumni
23,357 # of Alumni in SC

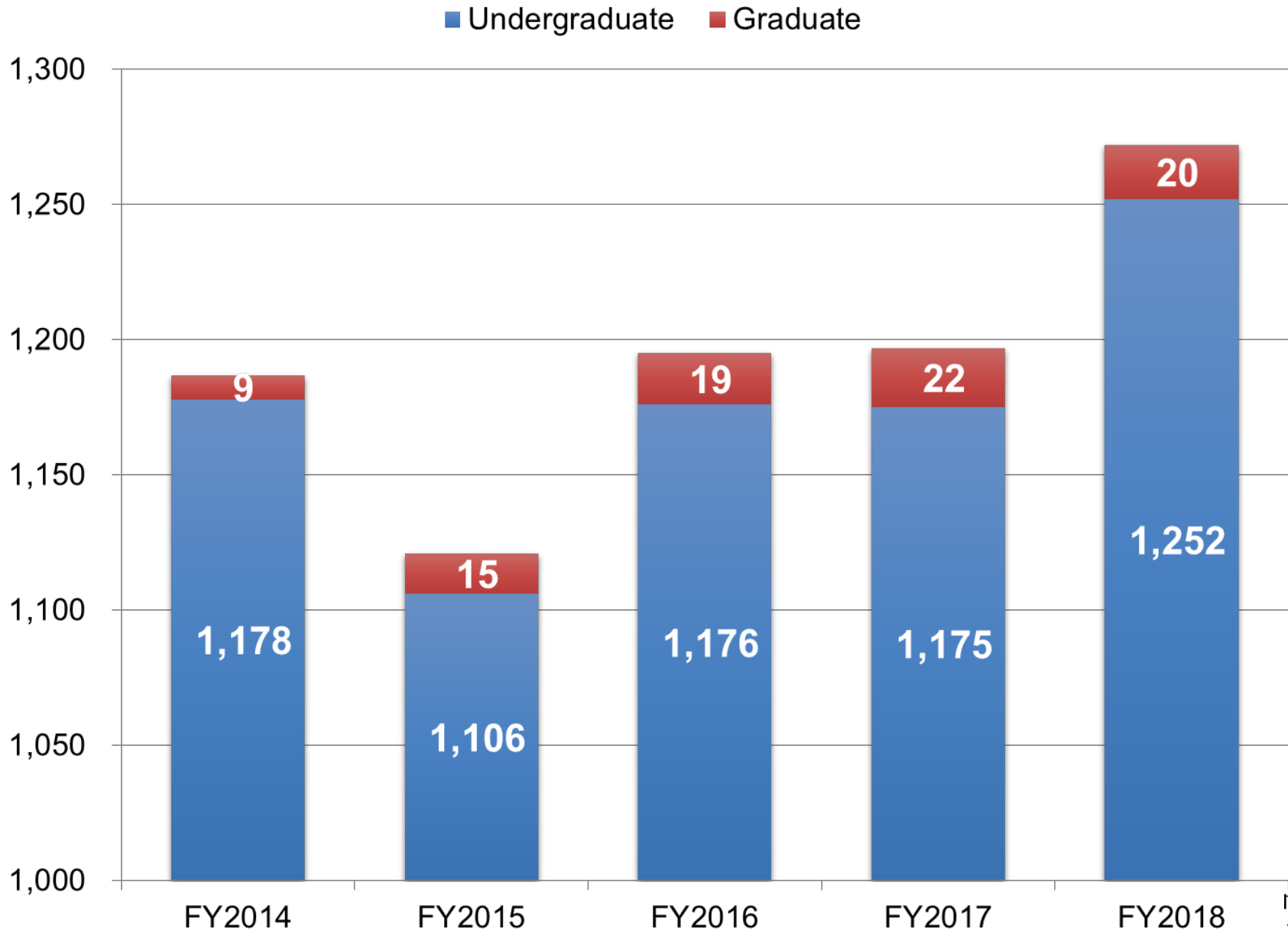


USC Upstate Graduation Rates

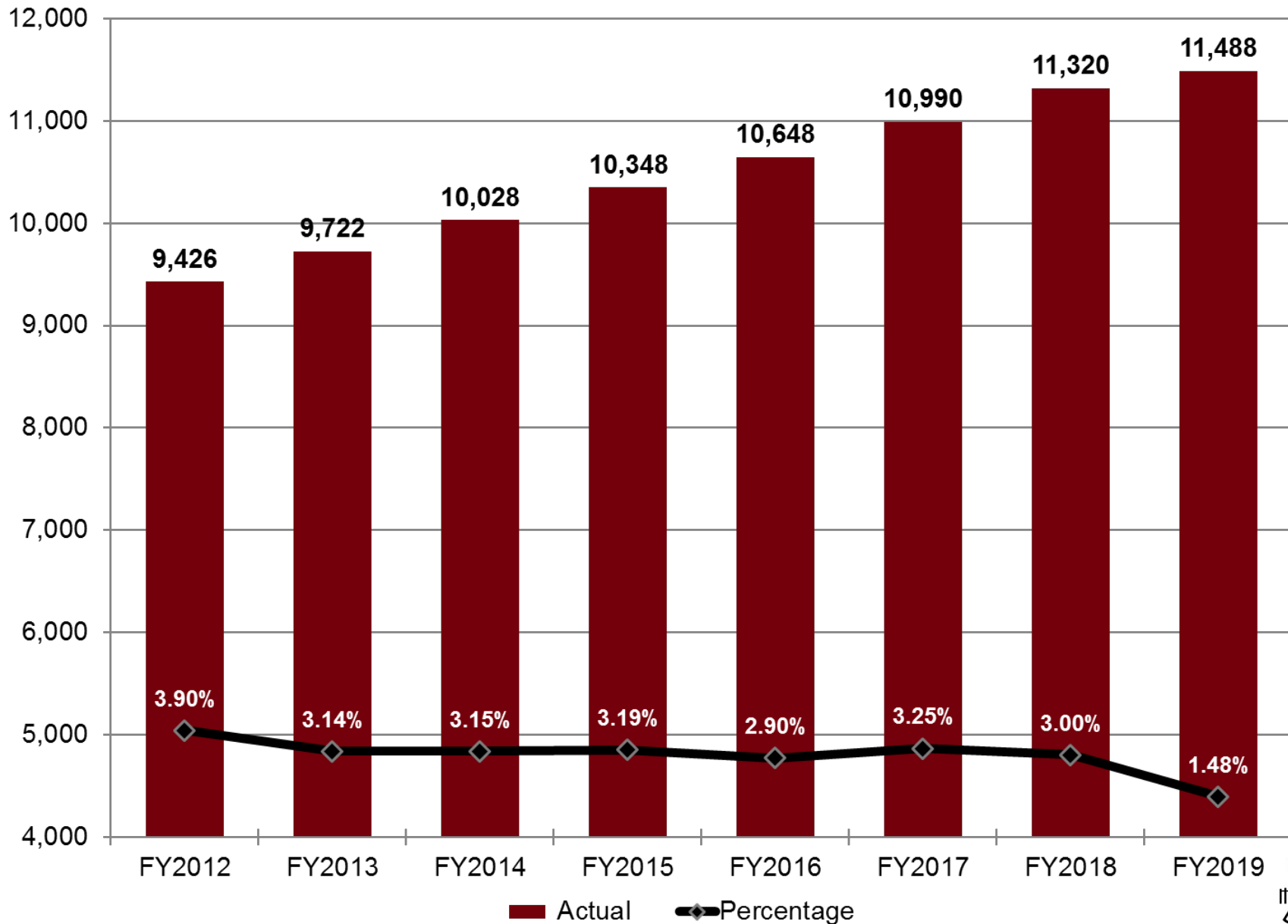
■ 4 YEAR RATE ■ 6 YEAR RATE



USC Upstate Degrees Awarded



USC Upstate In-State Undergraduate Tuition & Required Fees



USC Upstate

Undergraduate Tuition & Fees per Semester

STUDENT/RESIDENCY STATUS	2017-2018	\$ Change	2018-2019
USC Upstate			
Resident Undergraduate Tuition:			
Educational and General	4,521	84	4,605
Institution Bond	295	-	295
Renovation Reserve	85	-	85
Campus Activity	144	-	144
Athletic Activity	475	-	475
Total Tuition	5,520	84	5,604
Non-resident Undergraduate Tuition:			
Educational and General	10,185	171	10,356
Institution Bond	295	-	295
Renovation Reserve	85	-	85
Campus Activity	144	-	144
Athletic Activity	475	-	475
Total Tuition	11,184	171	11,355



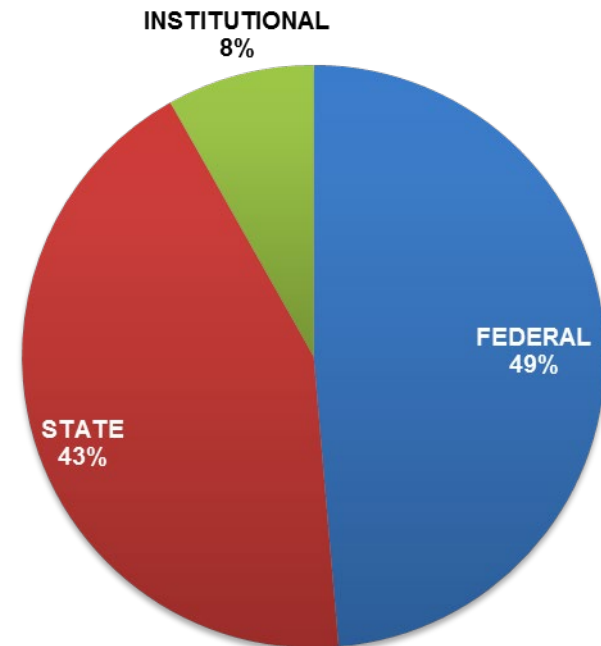
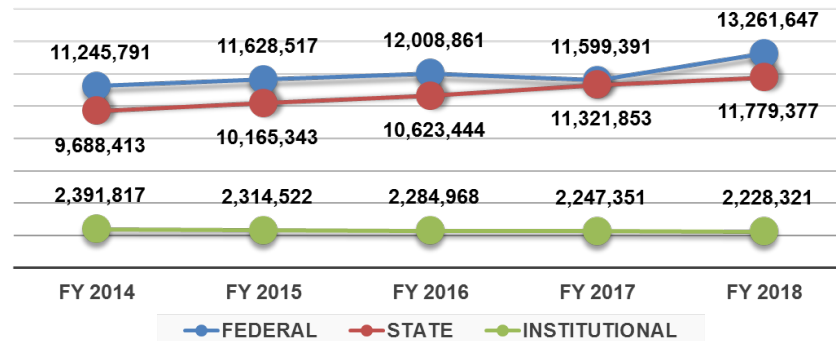
USC Upstate FY2018 Scholarships and Grants

FEDERAL	# Students	Dollars
Pell Grant	2,985	12,911,719
SEOG Grant	657	288,470
Other	18	61,458
FEDERAL TOTALS	3,660	13,261,647

STATE	# Students	Dollars
LIFE Scholarship	1,587	8,242,861
LIFE Scholarship Enhancement	-	-
Palmetto Fellows Scholarship	58	439,800
Palmetto Fellows Scholarship Enhancement	-	-
HOPE Scholarship	340	860,300
SC Needs Based Grant	762	1,645,175
National Guard Grant	38	129,595
SC Teaching Fellows	52	285,000
State Tuition Prepay	19	111,639
State Voc Rehab	26	65,007
STATE TOTALS	2,882	11,779,377

INSTITUTIONAL	# Students	Dollars
Internal Awards Academic	383	662,376
Internal Awards Athletic	340	1,565,945
INSTITUTIONAL TOTALS	723	2,228,321

TOTAL SCHOLARSHIP AND GRANT AID	7,265	27,269,345
--	--------------	-------------------



USC Upstate Minority Overview

Administration

Total Administration	14
Number Minority	1
% Minority	7.14%

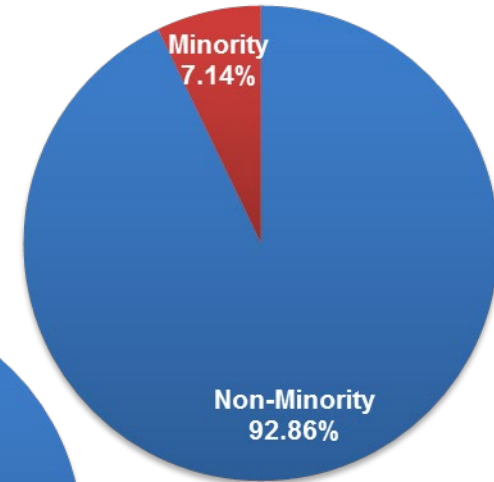
FTEs

Total FTE's	660
Number Minority	134
% Minority	20.30%

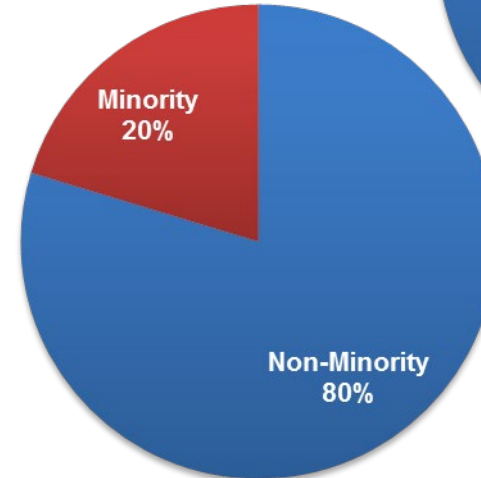
Employees

Total Employees	933
Number Minority	175
% Minority	18.76%

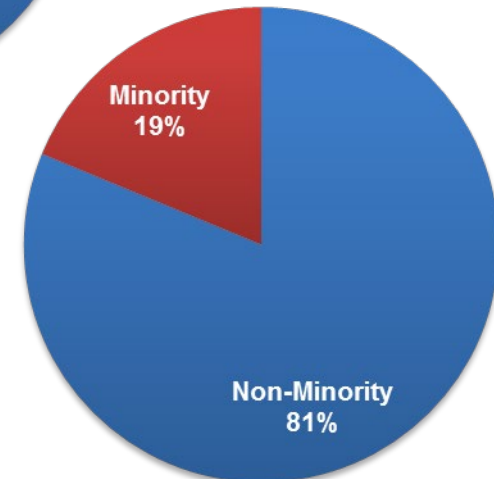
ADMINISTRATION



FTEs



EMPLOYEES



USC Upstate

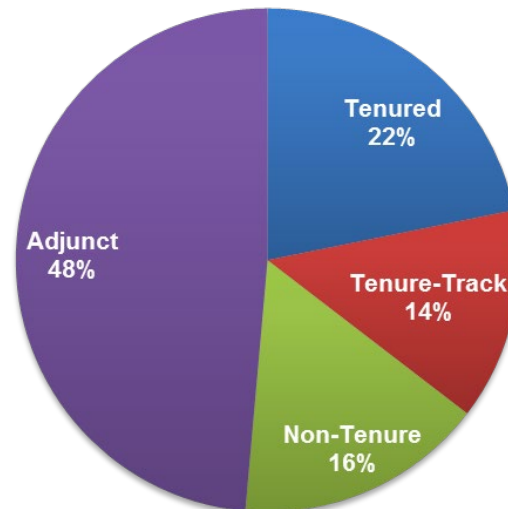
Faculty-Student Ratio

COLLEGE	RATIO
Arts & Sciences	1:15
College of Business	1:29
School of Education	1:33
School of Nursing	1:24
Library/Non-Degree/Other	1:05



USC Upstate Tenured vs. Non-Tenured Faculty Overview

College	Tenured	Tenure-Track	Non-Tenure	Adjunct	Total
Arts & Sciences	46	23	16	1	86
College of Business	6	10	7	0	23
College of Science and Technology	23	12	16	5	56
School of Education	14	8	4	6	32
School of Nursing	2	8	27	22	59
Library/Non-degree/Other	6	2	4	13	25
University College	4	0	0	178	182
Overall Institution	101	63	74	225	463



USC Upstate 4% Fee Waiver

	2017-18	2018-19
<u>Terms Used</u>		
Fall	2016	2017
Spring	2017	2018
<u>Credit Hour Production (Undergraduates)</u>		
Fall	70,310	75,174
Spring	68,623	69,541
Total Credit Hour Production	138,933	144,715
Full-time Fee Divisor	12	12
Equivalent Number of Full Fees	11,578	12,060
<u>Full Fee Rate (Excluding Bonding)</u>		
Campus Budget	4,521	4,605
Athletics	475	475
Student Activities	144	144
Renovation Reserve	85	85
Technology	140	140
Health	65	65
Parking	35	35
Bonding (\$295, Excluded)		
Total	5,465	5,549
<u>Full Fee Revenue</u>		
Campus Budget	52,343,008	55,534,381
Athletics	5,499,431	5,728,302
Student Activities	1,667,196	1,736,580
Renovation Reserve	984,109	1,025,065
Technology	1,620,885	1,688,342
Health	752,554	783,873
Parking	405,221	422,085
Bonding	0	0
Total	63,272,404	66,918,628
Authorized Waiver Percentage	4%	4%
Authorized Fee Waiver Amount	2,530,896	2,676,745
<u>Fee Waiver Commitment</u>		
Budgeted for Waiver Scholarships	750,000	750,000
Budgeted Waiver Percentage	1.19%	1.12%
Waiver Scholarships Awarded	549,259	
Stimulus Funded Waiver Scholarships	0	0
Total Waivers	549,259	0
Actual Waiver Percentage	0.87%	0.00%
Undergraduate Full-time Fee Rate	10,930	11,098
Full-time Equivalent Scholarships	50	0



USC Upstate

Fee Waivers & Abatements

Class	FY2016			FY2017			FY2018		
	# Students	Resident	Non-Resident	# Students	Resident	Non-Resident	# Students	Resident	Non-Resident
4% Fee Waivers									
Freshmen	143	129	14	219	197	22	186	167	19
Sophomore	41	33	8	56	46	10	22	17	5
Junior	113	77	36	82	62	20	89	64	25
Senior	101	79	22	75	53	22	112	83	29
Other	0	0	0	0	0	0	0	0	0
Total	398	318	80	432	358	74	409	331	78
Abatements - Full									
Freshmen	66	1	65	62	2	60	52	1	51
Sophomore	31	0	31	39	0	39	40	1	39
Junior	22	0	22	28	3	25	31	0	31
Senior	29	0	29	19	2	17	24	0	24
Other	43	39	4	54	2	52	67	57	10
Total	191	40	151	202	9	193	214	59	155
Abatements - Partial									
Freshmen	29	0	29	30	3	27	23	0	23
Sophomore	23	0	23	13	0	13	17	0	17
Junior	23	0	23	21	2	19	21	0	21
Senior	22	0	22	23	3	20	25	0	25
Other	0	0	0	0	0	0	0	0	0
Total	97	0	97	87	8	79	86	0	86



USC Upstate Merit Scholarship Awards

Award Type	# Awards	Total Dollars	Minimum Value	Maximum Value
General University Scholarships for Resident Students	275	\$458,017	\$500	\$7,500
General University Scholarships for Non-Resident Students	81	\$92,912	\$500	\$18,828
Lottery-Funded Scholarships for Resident Students	1,985	\$9,545,461	\$2,800	\$10,000
Upstate Foundation Scholarships	73	\$92,947	\$250	\$3,500

More detailed information regarding individual scholarship criteria within each category may be found at the following site:

<https://www.uscupstate.edu/admissions-and-financial-aid/financial-aid/university-scholarships/>

Criteria for the Foundation Scholarship may be found at the following site:

<https://www.uscupstate.edu/admissions-and-financial-aid/financial-aid/foundation-scholarships/>

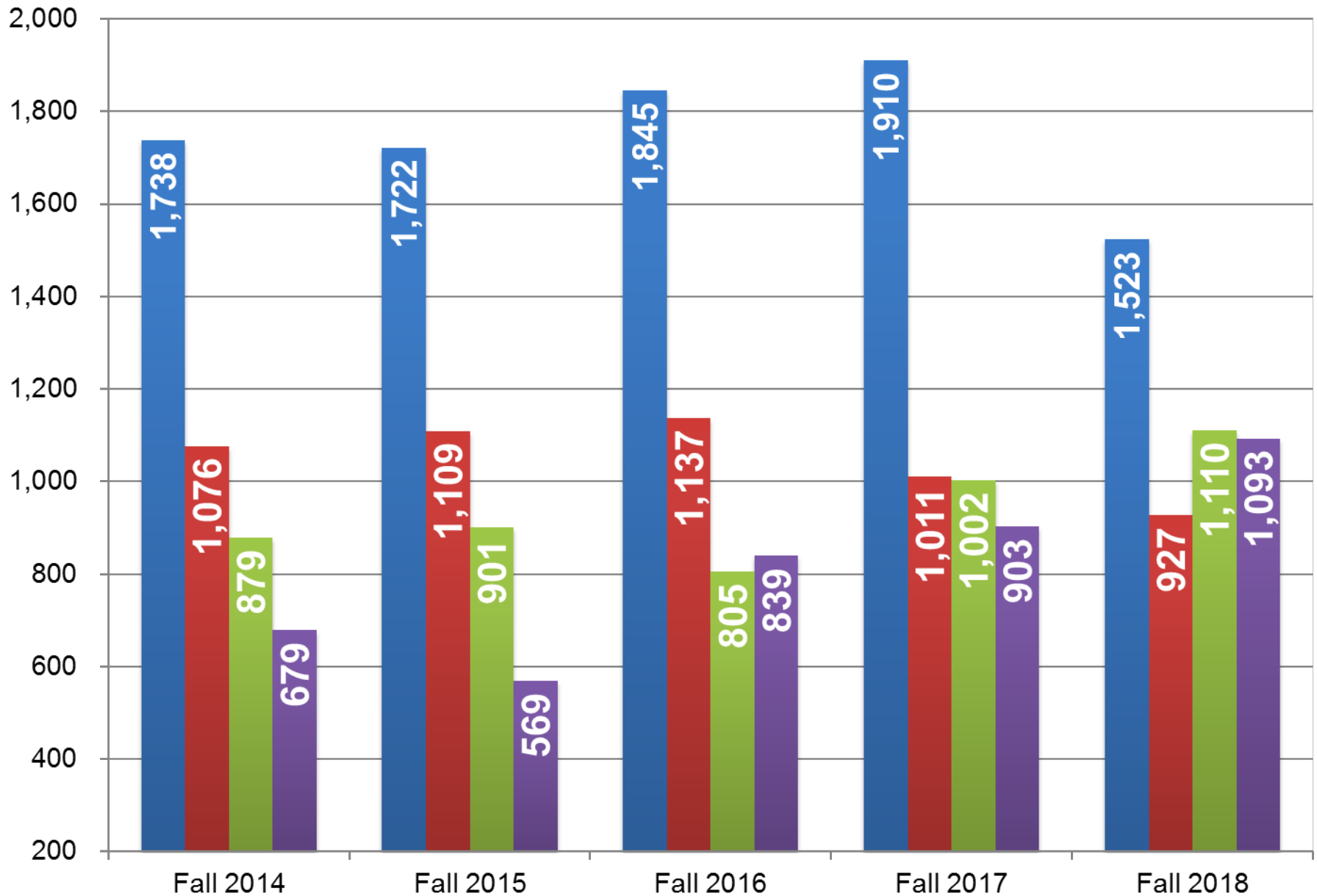




UNIVERSITY OF
SOUTH CAROLINA
PALMETTO COLLEGE

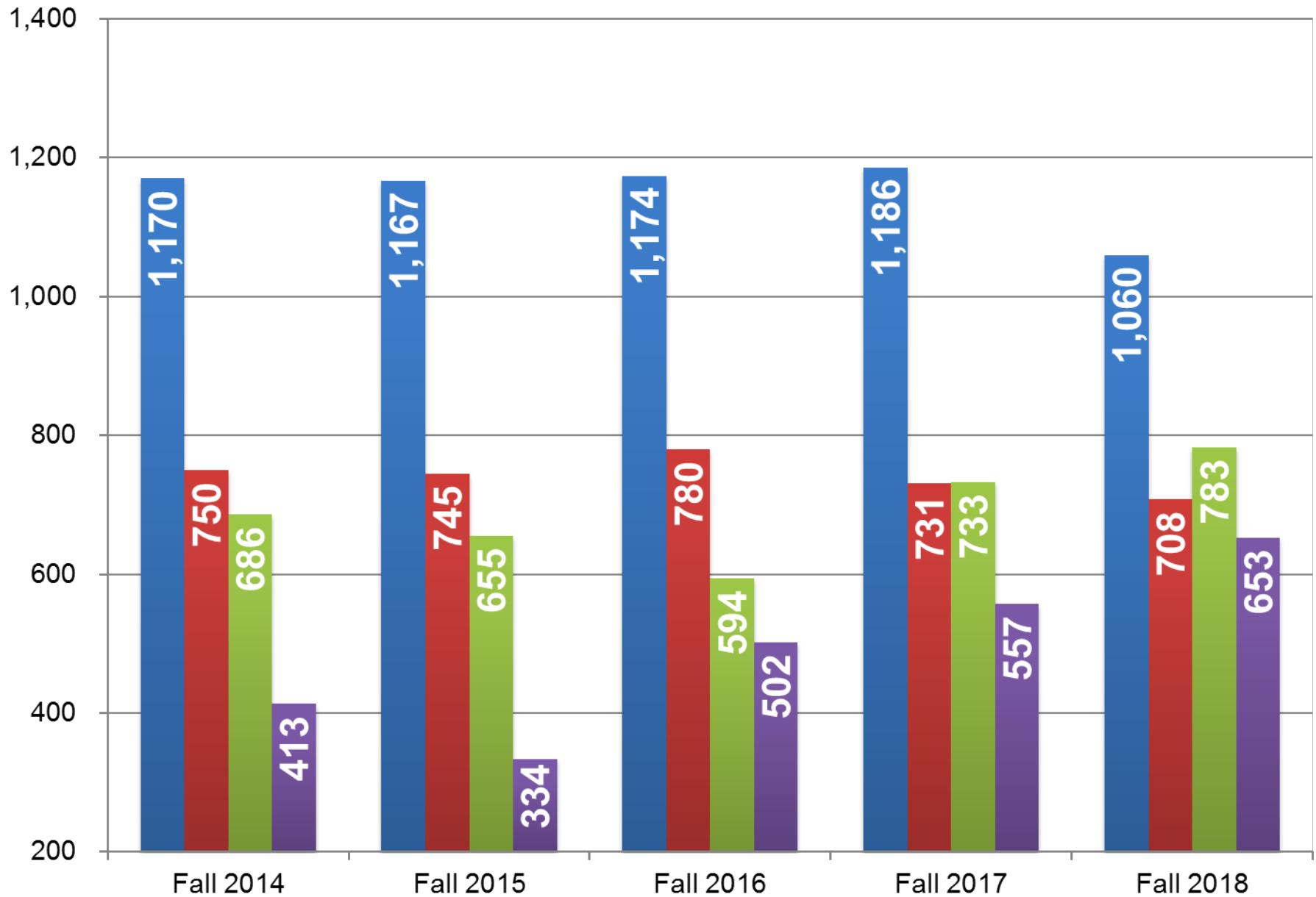
USC Palmetto College Headcount Enrollment

■ Lancaster ■ Salkehatchie ■ Sumter ■ Union

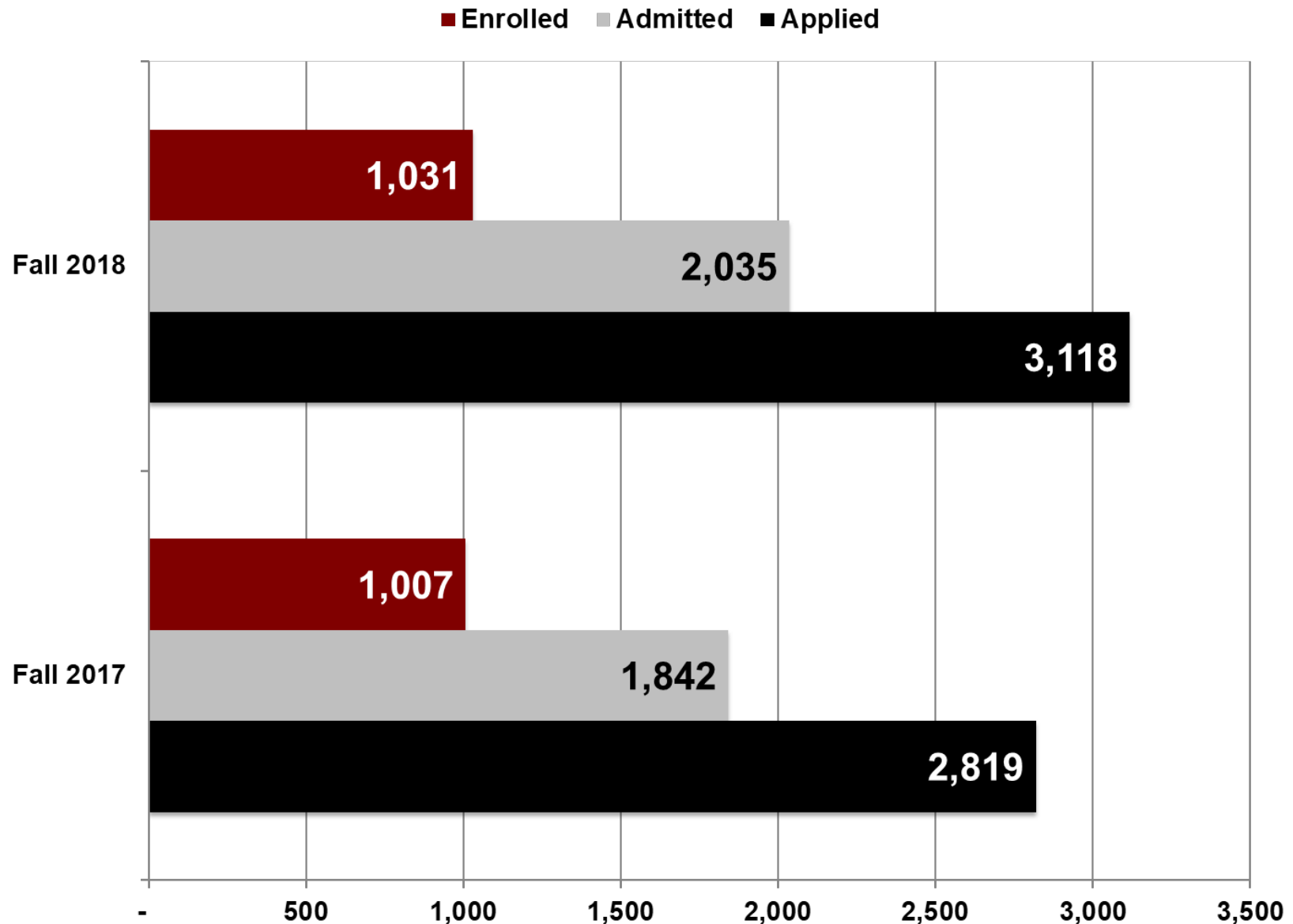


USC Palmetto College FTE Enrollment

■ Lancaster ■ Salkehatchie ■ Sumter ■ Union

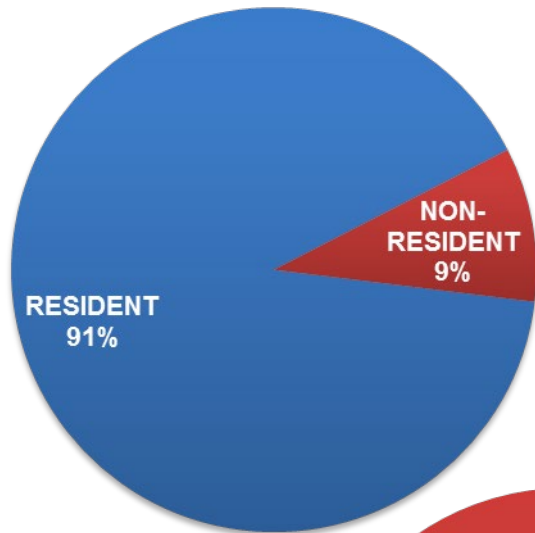


USC Palmetto College Enrollment Summary

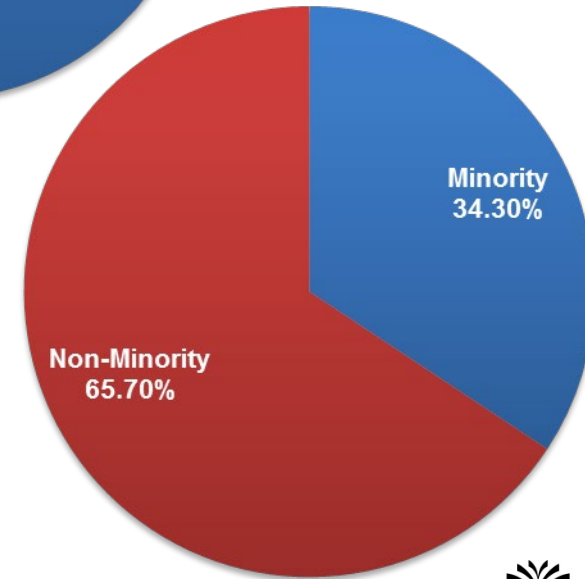
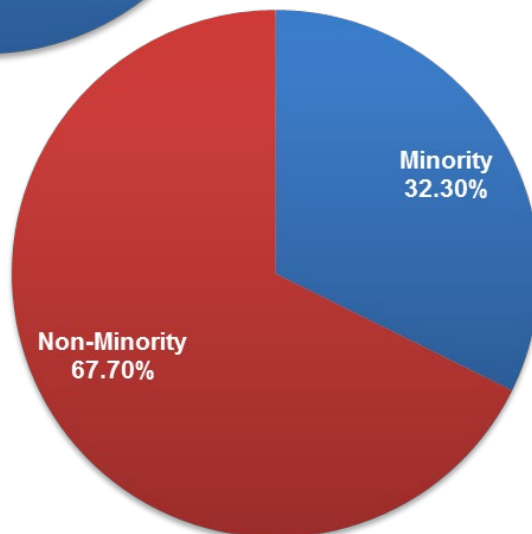
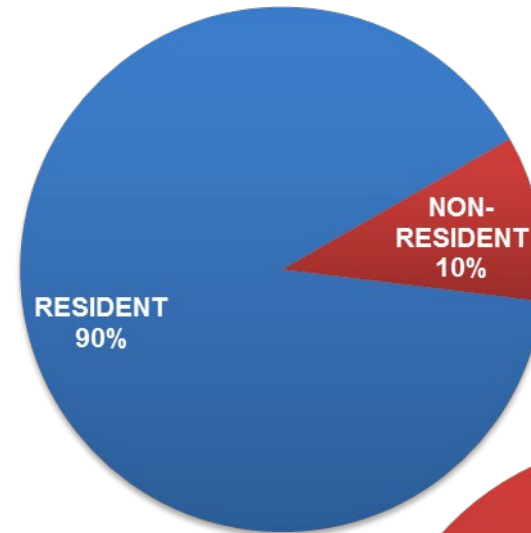


USC Palmetto College Enrollment Summary

Fall 2017



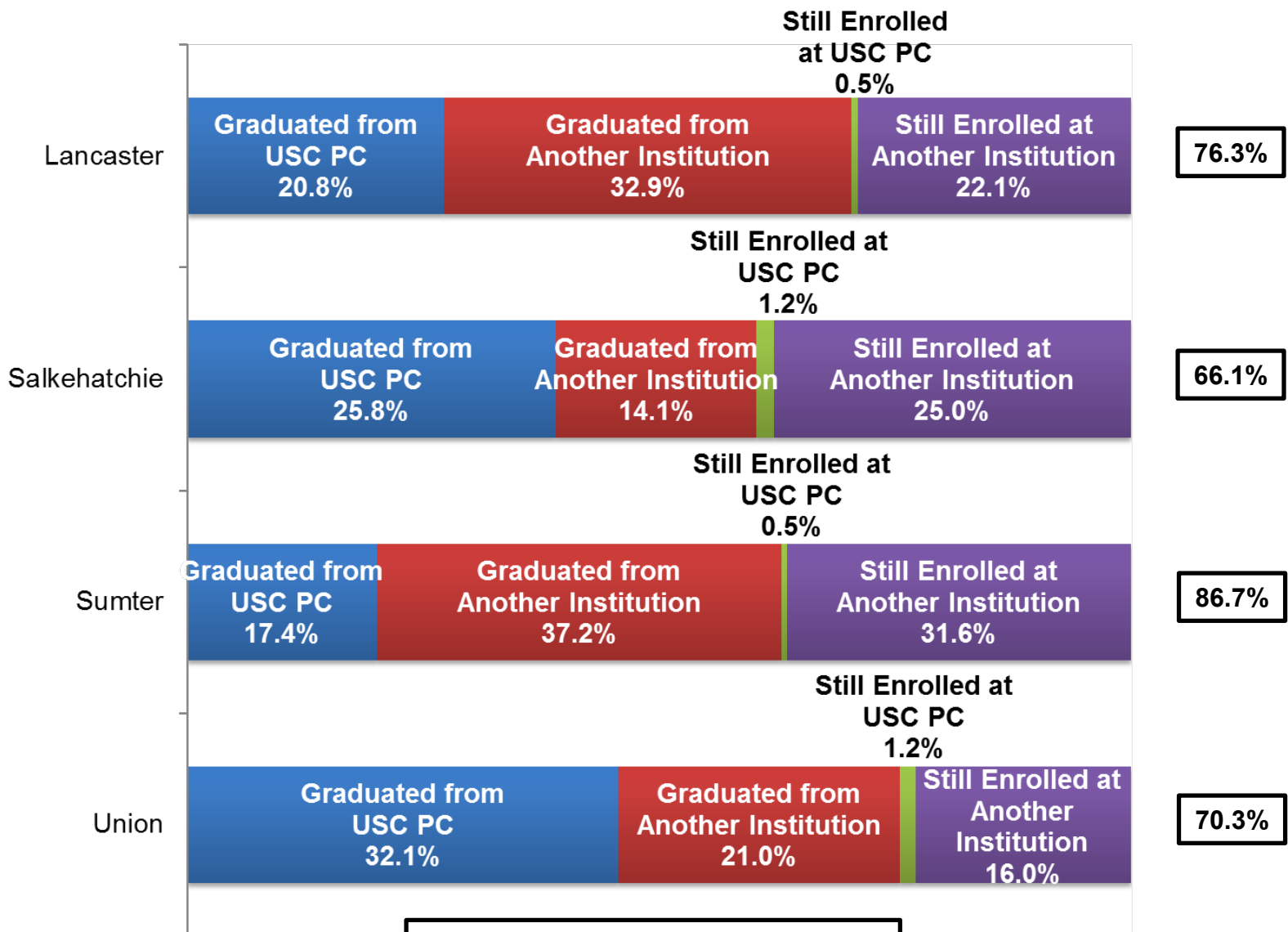
Fall 2018



Residency based on student's legal residency. Non-resident includes student with residency exceptions such as academic common market, military, veterans and their dependents, and reciprocity agreements.



USC Palmetto College Success Rate

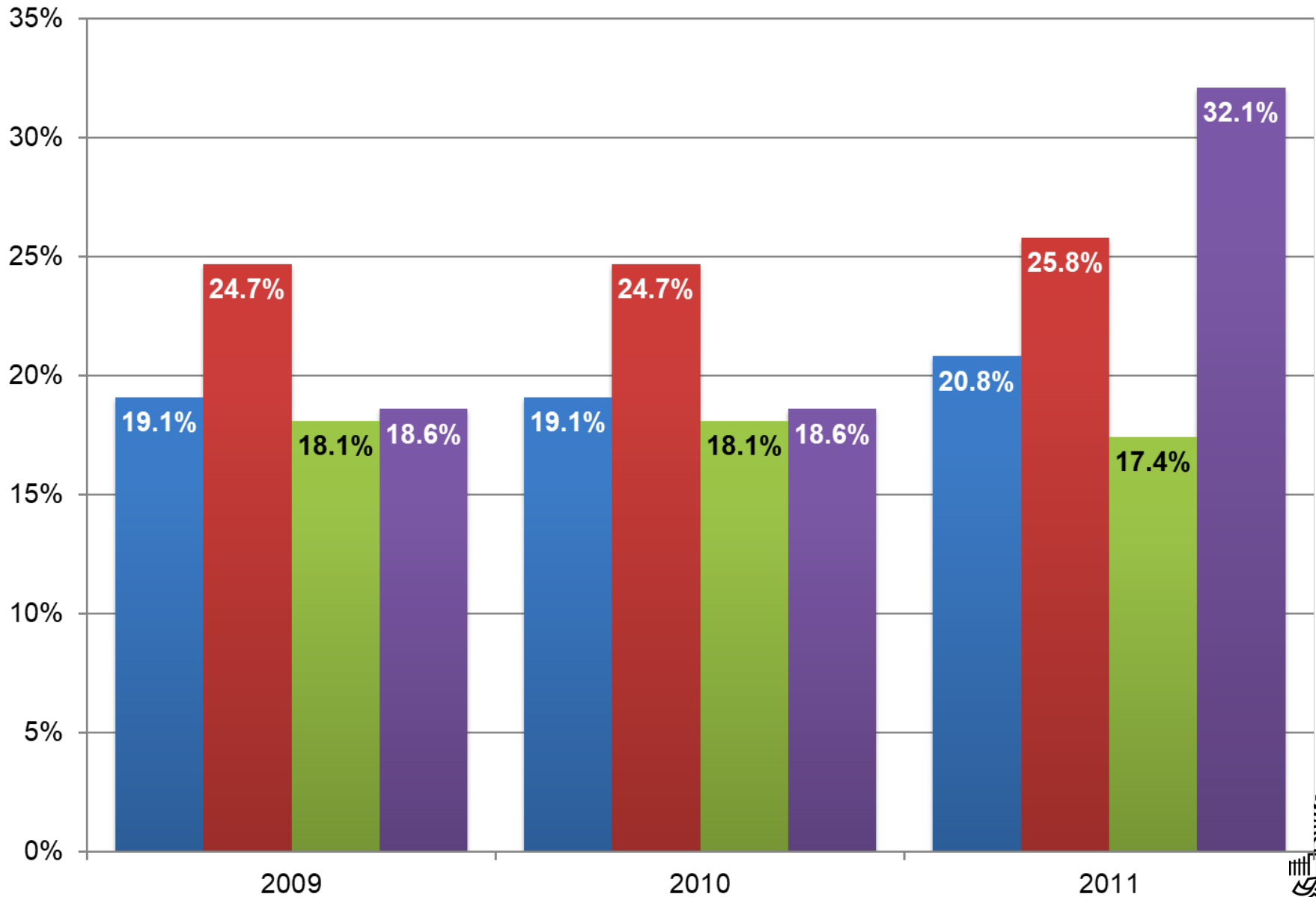


19,056 # of Alumni
 16,582 # of Alumni in SC

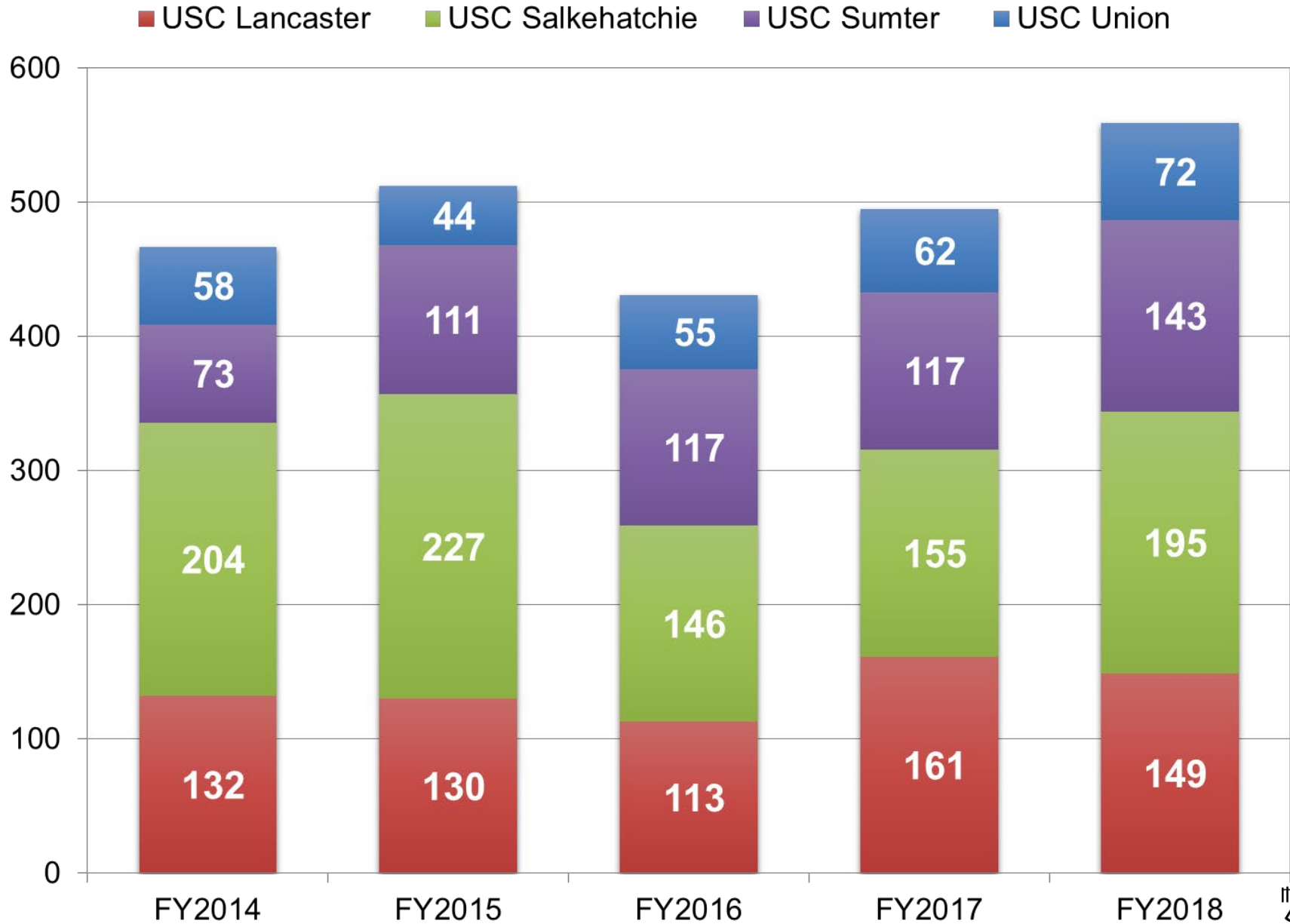


USC Palmetto College Graduation Rate

■ Lancaster ■ Salkehatchie ■ Sumter ■ Union

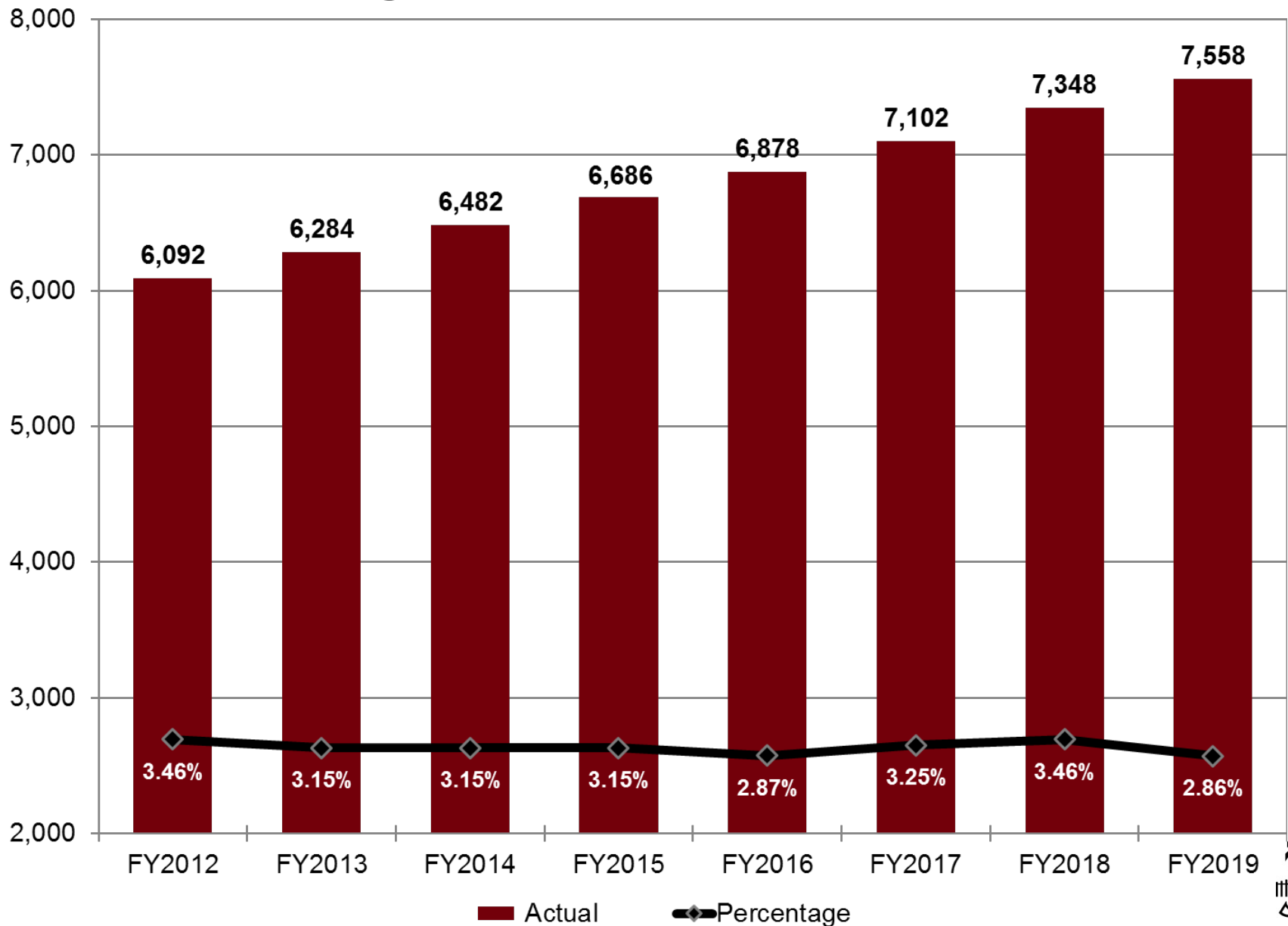


USC Palmetto College Degrees Awarded

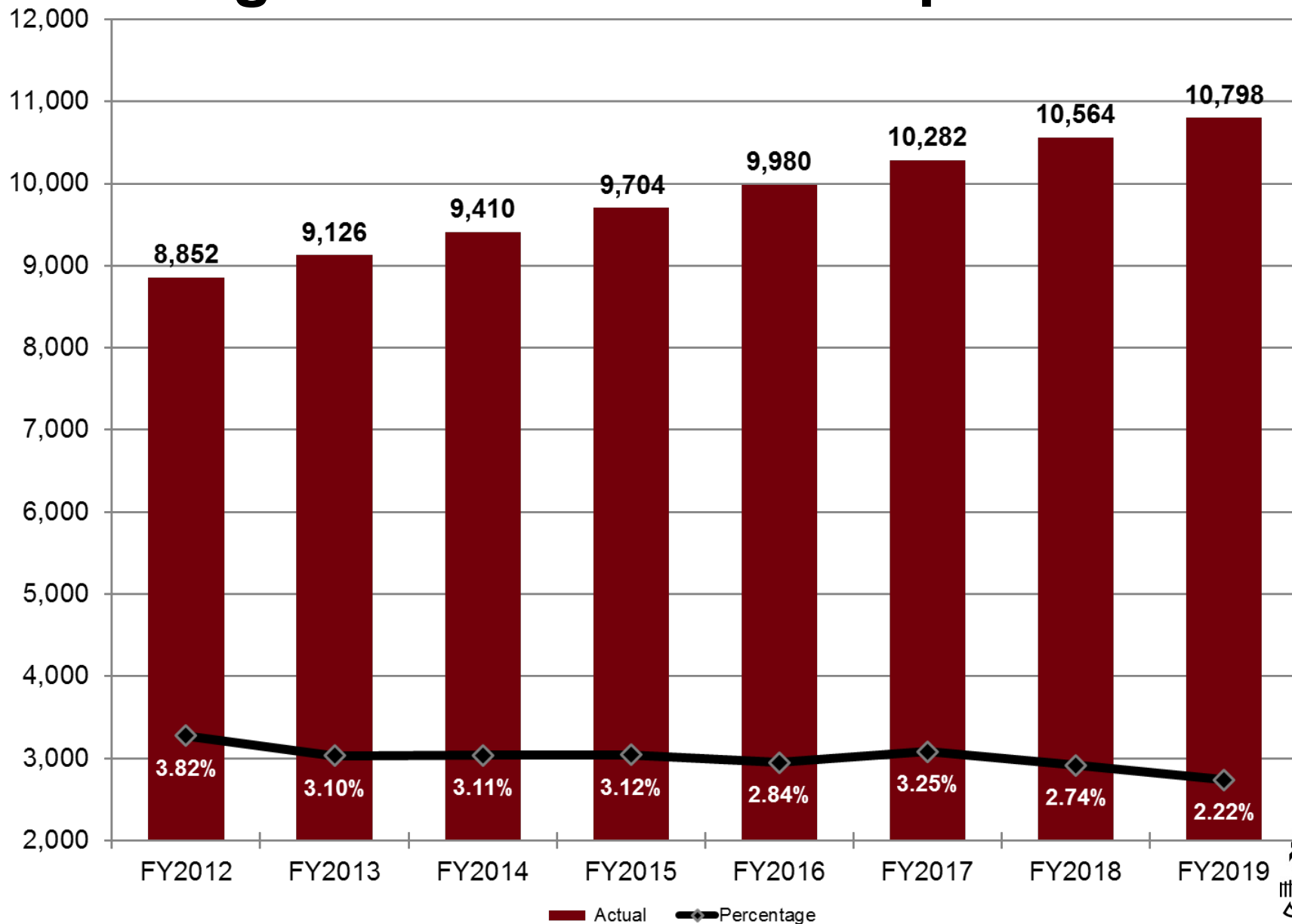


USC Palmetto Regional Colleges

In-State Undergraduate Tuition & Required Fees



USC Palmetto College Online In-State Undergraduate Tuition & Required Fees



USC Lancaster

Undergraduate Tuition & Fees per Semester

STUDENT/RESIDENCY STATUS	2017-2018	\$ Change	2018-2019
USC Lancaster			
Resident Undergraduate Tuition:			
Educational and General	3,156	110	3,266
Renovation Reserve	49	-	49
Campus Activity	40	-	40
Athletic Activity	180	(5)	175
Gregory Wellness Center	50	-	50
Total Tuition	3,474	105	3,579
Non-resident Undergraduate Tuition:			
Educational and General	8,346	260	8,606
Renovation Reserve	49	-	49
Campus Activity	40	-	40
Athletic Activity	180	(5)	175
Gregory Wellness Center	50	-	50
Total Tuition	8,664	255	8,919



USC Salkehatchie

Undergraduate Tuition & Fees per Semester

STUDENT/RESIDENCY STATUS	2017-2018	\$ Change	2018-2019
USC Salkehatchie			
Resident Undergraduate Tuition:			
Educational and General	3,384	88	3,472
Renovation Reserve	32	2	34
Campus Activity	3	5	8
Athletic Activity	50	10	60
Student Govt Activities	5	-	5
Total Tuition	3,474	105	3,579
Non-resident Undergraduate Tuition:			
Educational and General	8,574	238	8,812
Renovation Reserve	32	2	34
Campus Activity	3	5	8
Athletic Activity	50	10	60
Student Govt Activities	5	-	5
Total Tuition	8,664	255	8,919



USC Sumter

Undergraduate Tuition & Fees per Semester

STUDENT/RESIDENCY STATUS	2017-2018	\$ Change	2018-2019
USC Sumter			
Resident Undergraduate Tuition:			
Educational and General	3,248	105	3,353
Renovation Reserve	40	-	40
Athletic Activity	140	-	140
Campus Activity	46	-	46
Total Tuition	3,474	105	3,579
Non-resident Undergraduate Tuition:			
Educational and General	8,438	255	8,693
Renovation Reserve	40	-	40
Athletic Activity	140	-	140
Campus Activity	46	-	46
Total Tuition	8,664	255	8,919



USC Union

Undergraduate Tuition & Fees per Semester

STUDENT/RESIDENCY STATUS	2017-2018	\$ Change	2018-2019
USC Union			
Resident Undergraduate Tuition:			
Educational and General	3,249	95	3,344
Renovation Reserve	50	-	50
Campus Activity	175	10	185
Total Tuition	3,474	105	3,579
Non-resident Undergraduate Tuition:			
Educational and General	8,439	245	8,684
Renovation Reserve	50	-	50
Campus Activity	175	10	185
Total Tuition	8,664	255	8,919



USC Regional Palmetto Colleges

Undergraduate Tuition & Fees per Semester

STUDENT/RESIDENCY STATUS	2017-2018	\$ Change	2018-2019
USC Regional Palmetto Colleges - Palmetto Program Courses			
Resident Undergraduate Tuition:			
Educational and General	3,261	105	3,366
Renovation Reserve	34	-	34
Campus Activity	30	-	30
Palmetto Program Fee	150	-	150
Total Tuition	3,474	105	3,579
Non-resident Undergraduate Tuition:			
Educational and General	8,451	255	8,706
Renovation Reserve	34	-	34
Campus Activity	30	-	30
Palmetto Program Fee	150	-	150
Total Tuition	8,664	255	8,919



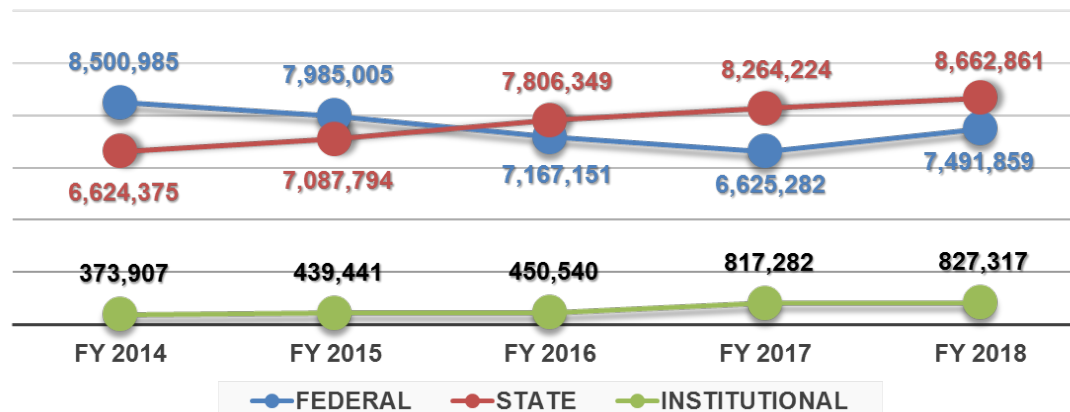
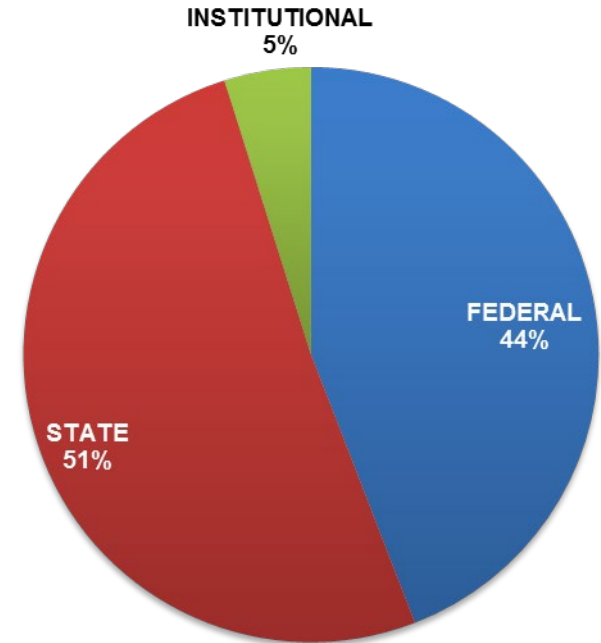
USC Palmetto College FY2018 Scholarships and Grants

FEDERAL	# Students	Dollars
Pell Grant	1,677	7,237,352
SEOG Grant	297	254,507
FEDERAL TOTALS	1,974	7,491,859

STATE	# Students	Dollars
LIFE Scholarship	1,011	4,572,313
SC Needs Based Grant	408	538,785
National Guard Grant	9	33,524
SC Lottery Tuition Assistance Program	3,493	3,518,239
STATE TOTALS	4,921	8,662,861

INSTITUTIONAL	# Students	Dollars
Internal Awards	924	827,317
INSTITUTIONAL TOTALS	924	827,317

TOTAL SCHOLARSHIP AND GRANT AID	7,819	16,982,037
--	--------------	-------------------



USC Palmetto College Minority Overview

Administration

Total Administration	8
Number Minority	1
% Minority	12.50%

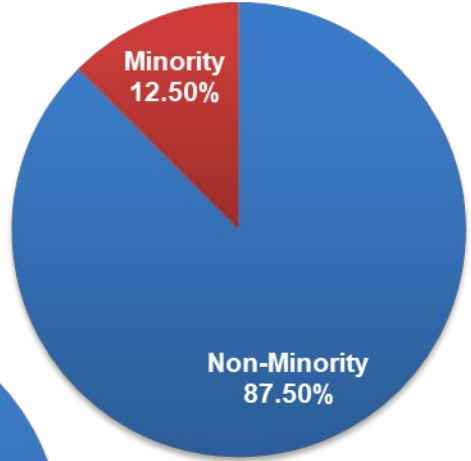
FTEs

Total FTE's	346
Number Minority	84
% Minority	24.28%

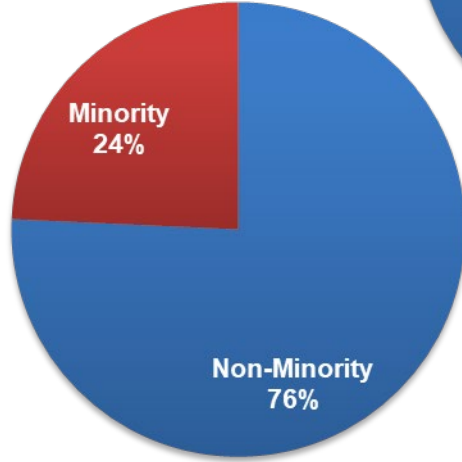
Employees

Total Employees	523
Number Minority	112
% Minority	21.41%

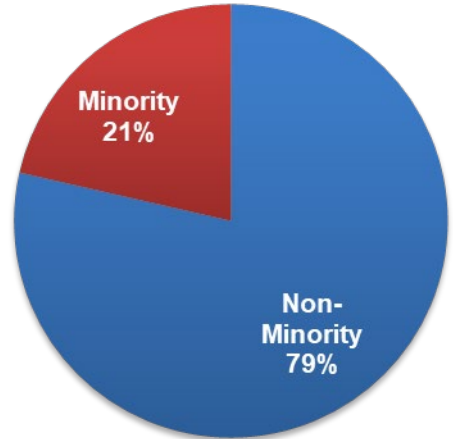
ADMINISTRATION



FTEs



EMPLOYEES



USC Palmetto College Faculty-Student Ratio

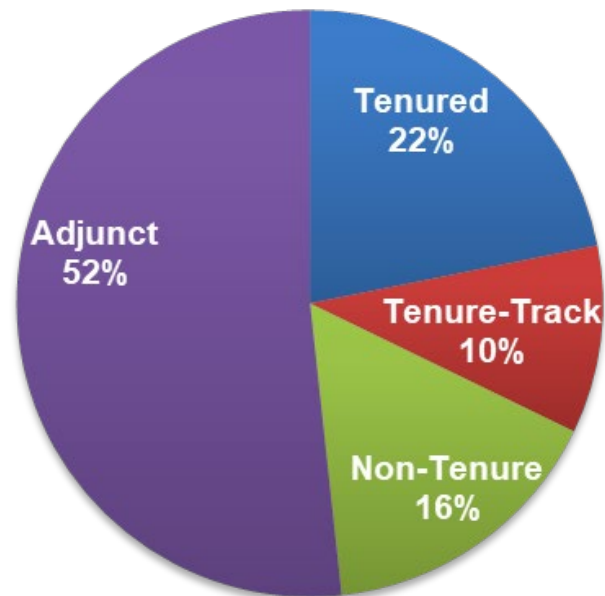
COLLEGE	RATIO
LANCASTER	1:14
SALKEHATCHIE	1:20
SUMTER	1:16
UNION	1:23



USC Palmetto College

Tenured vs. Non-Tenured Faculty Overview

College	Tenured	Tenure-Track	Non-Tenure	Adjunct	Total
Lancaster	27	9	18	38	92
Salkehatchie	9	6	7	33	55
Sumter	17	6	15	23	61
Union	4	6	2	41	53
Overall Institution	57	27	42	135	261



USC Palmetto College 4% Fee Waiver

Location	Credit Hours		Usage		Equivalent (Total CH/12)		Equivalent \$ of Full Fee		Capacity	
	FY2017	FY2018	FY2017	FY2018	FY2018	FY2019	FY2018	FY2019	FY2018	FY2019
USC Lancaster	32,907	32,399	95,212	64,869	2,742	2,700	9,189,280	9,379,511	367,571	375,180
USC Salkehatchie	21,597	20,435	29,867	32,060	1,800	1,703	6,030,962	5,915,933	241,238	236,637
USC Sumter	16,896	20,557	133,139	111,017	1,408	1,713	4,718,208	5,951,252	188,728	238,050
USC Union	14,476	16,491	27,393	41,826	1,206	1,374	4,042,423	4,774,145	161,697	190,966
Total	85,876	89,882	285,610	249,771	7,156	7,490	23,980,873	26,020,839	959,235	1,040,834
Full Fee					3,351	3,474				



USC Palmetto College

Fee Waivers & Abatements

Class	FY2016			FY2017			FY2018		
	# Students	Non-Resident	Resident	# Students	Non-Resident	Resident	# Students	Non-Resident	Resident
4% Fee Waivers									
Freshmen	174	132	42	1,731	1,686	45	204	125	79
Sophomore	65	55	10	91	74	17	51	29	22
Junior	24	8	16	38	18	20	71	52	19
Senior	82	66	16	26	9	17	36	19	17
Other	0	0	0	0	0	0	0	0	0
Total	345	261	84	1,886	1,787	99	362	225	137
Abatements - Full									
Freshmen	25	0	25	43	1	42	98	0	98
Sophomore	7	0	7	5	0	5	20	0	20
Junior	0	0	0	0	0	0	1	0	1
Senior	0	0	0	0	0	0	0	0	0
Other	0	0	0	0	0	0	0	0	0
Total	32	0	32	48	1	47	119	0	119
Abatements - Partial									
Freshmen	38	0	38	35	0	35	0	0	0
Sophomore	9	0	9	14	0	14	0	0	0
Junior	3	0	3	0	0	0	0	0	0
Senior	0	0	0	0	0	0	0	0	0
Other	0	0	0	0	0	0	0	0	0
Total	50	0	50	49	0	49	0	0	0



USC Palmetto College Merit Scholarship Awards

Award Type	# Awards	Total Dollars	Minimum Value	Maximum Value
General University Scholarships	1,065	\$827,316	\$26	\$5,000
Lottery-Funded Scholarships for Resident Students	1,011	\$4,572,313	\$5,000	\$5,000



USC System

Additional Information

Budget Document

https://sc.edu/about/offices_and_divisions/budget/documents/fy2019botdoclegacy.pdf

Capital Budget Document

https://sc.edu/about/offices_and_divisions/budget/documents/fy19_capitalbudgetdoc.pdf

Comprehensive Annual Financial Report

https://sc.edu/about/offices_and_divisions/controller/documents/final_system.pdf

Transparency Initiative

<http://spend.admin.sc.edu/>





UNIVERSITY OF
SOUTH CAROLINA